

Supply Base Report: Skovbygaard A/S

www.sbp-cert.org



Completed in accordance with the Supply Base Report Template Version 1.2

For further information on the SBP Framework and to view the full set of documentation see www.sbp-cert.org

Document history

Version 1.0: published 26 March 2015

Version 1.1 published 22 February 2016

Version 1.2 published 23 June 2016

© Copyright The Sustainable Biomass Partnership Limited 2016

Contents

1	Overview	5
2	Description of the supply base	6
2.1	General description	6
2.2	Measures to facilitate regional benefits	8
2.3	Final harvest sampling programme	9
2.4	Flow diagram and feedstock inputs showing feedstock type [optional].....	9
2.5	Quantification of Skovbygaard's supply base.....	10
3	Requirements for evaluation of origin (Supply Base Evaluation)	11
4	Supply Base Evaluation (SBE)	12
4.1	Scope	13
4.2	Reasons	13
4.3	Result of the Risk Assessment	13
4.4	Result of supplier verification programme	14
4.5	Conclusion:	15
5	Supply Base Evaluation Process	15
6	Stakeholder consultation	16
6.1	Replies to comments from stakeholders	17
7	Overview of the initial assessment of risk	18
8	Supplier verification programme	21
8.1	Description of the supplier verification programme	21
8.2	Field visits	21
8.3	Conclusions from the supplier verification programme	21
9	Measures to reduce risks	22
9.1	Measures to reduce risks	22
9.2	Monitoring and results	23
10	Detailed results for indicators	23
11	Review of the report	25
11.1	Peer review	25
11.2	Public or additional reviews.....	25
12	Approval of the report	25
13	Update	27

13.1	Substantial changes in the Supply Base	27
13.2	The efficiency of previous measures to reduce risks	27
13.3	New assessment and risk reduction	27
13.4	Actual numbers for raw material during the last 12 months	27
13.5	Expected numbers for raw material during the next 12 months	27

1 Overview

Name of the producer: Skovbygaard A/S

Address of the producer: Alstrupvej 32, 9700 Brønderslev, Denmark

Geographic position: 57.283483, 9.755724

Primary contact: Kasper Nielsen

Company website: <https://www.skovbygaard.com/>

Date report finalised: 10/Mar/2018

Close of last CB audit: 05/Mar/2018

Certification company: DNV GL Business Assurance Finland Oy Ab

Translation in English: Yes

SBP Standard(s) used: Standard 1, version 1.0
Standard 2, version 1.0
Standard 4, version 1.0
Standard 5, version 1.0

Weblink to Standard(s) used: <https://sbp-cert.org/documents/standards-documents/standards>

SBP Endorsed Regional Risk Assessment: RRA Denmark, June 2017

Weblink to SBE on company website: www.skovbygaard.com

Indicate how the current evaluation fits within the cycle of Supply Base Evaluations				
Main (Initial) Evaluation	First Surveillance	Second Surveillance	Third Surveillance	Fourth Surveillance
X	<input type="checkbox"/>	<input type="checkbox"/>	<input type="checkbox"/>	<input type="checkbox"/>

2 Description of the supply base

2.1 General description

General description of Danish forests and forestry

Forests cover approx. 620,000 ha in Denmark, corresponding to approx. 14.4% of the country's total area. This area is expected to increase over time. Total standing timber in Danish forests is 130 million m³.

Standing timber in the forests has been increasing rapidly from the 2000 statement until today. This is a result of the steadily increasing forest area and probably an increase in standing timber per hectare.

Generally, Danish forests include a wide variety of wood species of which the most common species are: Norway spruce 15%, beech 14% and oak 10%. The numbers for the other wood species are: pine 11%, silver spruce 6%, Nordmann fir 5%, noble fir 2%, other fir species 10%, Sycamore maple 4%, birch 7%, ash 3% and other broadleaves 9%. In addition to this, unstocked areas are 4%. Broadleaves make up 47 per cent of the total wooded area whereas conifers make up 49 per cent. The rest is unstocked areas and areas where a particular wood species could not be determined. None of the wood species belong to the CITES or IUCN species.

Approx. 2000 species are listed on the Danish Red List, and many of these species are related to forests, old forests in particular. Areas in which one or more red list species have been identified are often registered as Natura 2000 areas, protected by the Danish Forest Act and/or the Danish Nature Protection Act. Red list species are found here: <http://naturstyrelsen.dk/media/nst/67066/rodlis.pdf>.

The estimated total number of forest estates in Denmark is 24,000. 89% of the total number of forest estates have a size between 0.5 and 20 ha.

Most of the forest area is privately owned, either by individuals (59%) or by companies (10%) and foundations (6%). The Danish state forests make up 19% of the total forest area, while the area owned by municipalities and public institutions is 6%. This means that the Danish forest structure includes many private owners with forest areas of less than 20 ha.

Atypically, Danish forestry legislation has no requirements as to how each estate plans forestry, nor does the forest owners have to apply for or report cutting in their forests.

Danish forest owners are well-organised in various local and national associations. Dansk Skovforening (Danish Forest Association) is the trade organisation of private forest owners.

Moreover, up to 6,000 owners of small forests are organised in local forest owner associations which help owners with advice and management of their forests and are also involved in forest policy. Similarly, many private forest owners also work with HedeDanmark and other forestry consultancies.

Two certification options exist in forest management: PEFC and FSC. The areas owned by the Danish state have been certified according to both standards. In private and municipal forests, some 56,000 ha have been certified according to PEFC and 20,161 ha according to FSC.

Total income in the production of forest products in Denmark is approx. DKK 1 billion. The sale of energy wood amounted to DKK 300 million in 2015.

General description of Danish windbreaks

Planted windbreaks are a tradition in Denmark. The systematic planting of windbreaks started in the 1930s. The first major windbreak planting guilds were setup in 1967 and windbreaks with mainly 3 and 6 rows of broadleaves were introduced. Since then, various subsidies have existed to establish windbreaks and most have been established with subsidies. Today, Denmark is estimated to have some 80,000 km of windbreaks.

Windbreaks planted with subsidies must be maintained and cannot be removed.

Description of the supply base

Skovbygaard's supply base is Danish forests, windbreaks, scenic areas and urban plantations where the supply base covers all of Denmark, however, mainly North-Jutland.



Figure 1 Supply Base

Skovbygaard is a forest contractor that produces and sells wood chip. Wood chip production is approx. 25,000-35,000 tonnes a year; 45% of the wood chip is produced in areas outside forests, mainly windbreaks and small plantations and in connection with nature projects. The base also includes clearing of trees and shrubs in connection with developments and expansion of infrastructure in Denmark.

In the forests, the base is thinning in conifers and roundwood from conifer deforestation while the rest is branches and tops from both broadleaves and conifers.

Description of jobs

Thinnings:

In windbreaks, the base mainly consists of the removal of nurse trees and pollarding of shrubs but in order to keep the sheltering effect of the windbreak. The work is carried out using feller bunchers and feller forwarders.

In the forest, thinnings are carried out by feller bunching in connection with the running of tracks and thinning of younger standing crop. The subsequent chipping is carried out using an off-road chipper or a truck chipper.

Tree tops:

Chipping of tops and branches from conifers and broadleaves in connection with the deforestation of middle-aged or old broadleaves and conifers. Tops are often interconnected in stacks and chipped by the roadside.

Round timber:

Produced as a by-product from the felling of conifers where timber is also produced. The chip utilised timber of a low quality, which cannot be used for products of high quality, such as timber. Felled using a harvester, forwarded to a solid road, chipped by the roadside or transported to a storage yard where the chipping is carried out.

Clearings:

Carried out by manual felling and subsequent forwarding or using a feller forwarder. Wood is often interconnected in stacks and chipped by the roadside. Clearing of tree regeneration in connection with Nature projects carried out in dialogue or in direct collaboration with the specific authorities.

Table 1 Distribution raw material input in %

	Conifers	Broadleaves	Mixed
Non-certified inputs which become SBP-Compliant biomass through the BPs own SBE	60%	20%	20%

Sources:

Nord-Larsen, Thomas et al, *Skove og Plantager 2014*, Skov og Landskab, 2014

PEFC Denmark, <http://www.pefc.dk/bliv-certificeret/skovcertificering>

FSC Denmark, <https://dk.fsc.org/dk-dk/hvad-er-fsc/fsc-i-danske-tal>

Legal information: <https://www.retsinformation.dk/eli/ft/198812K00030>

Hedges to the benefit of animals and plants: <https://jaegernesmagasin.dk/wp-content/uploads/Levende-hegn-til-gavn-for-dyr-og-planter.pdf>

Red list species: <http://bios.au.dk/videnudveksling/til-myndigheder-og-saerligt-interesserede/redlistframe/artsgrupper/>

2.2 Measures to facilitate regional benefits

No measures have been launched to further certification at the forests where raw materials are felled as this is outside the company's powers.

2.3 Final harvest sampling programme

Skovbygaard also focuses on ensuring a financially sound result for our customers working in the forest. That's why, high value products primarily and only biomass will be produced when felling standings of more than 40 years. The price difference on energy wood for biomass and wood for timber, logs or packing wood means that it is not financially sound to produce energy wood if a higher value product may be produced. When wood from clear fellings of more than 40 years ends up in biomass, part of the wood does not meet the quality requirements for e.g. timber. The reasons may be rot, damage, warping, splits, windfall, etc.

Table 2 Final harvest sampling. Data from 5 randomly selected felling projects. Quantity of round timber from felling of stands of more than 40 years is approx. 13%

Summary		
Period	1.1.2017-1.1.2018	
Effect	Quantity	%
SHORT TIMBER	631.2	22.25
PACKAGING	558.51	19.69
CELL	244.44	8.62
TREE TOPS	1402.31	49.44
TOTAL	2836.46	100.00

2.4 Flow diagram and feedstock inputs showing feedstock type [optional]

Not included.

2.5 Quantification of Skovbygaard's supply base

Supply base

- Supply base area (ha): 620,500 ha forest
- Ownership (ha): 430,509 privately owned, 27,696 owned by foundations, 150,298 owned by the state, 11,997 unknown owner
- Forest type (ha): Temperate
- Forestry (ha): 483,844 ha plantation or planted forest, 100,584 ha natural forest incl historic management systems 36,072 other cultural system
- Certified area distributed on schemes (ha): Approx. 265,047 ha have been certified according to PEFC and 213,976 ha according to FSC; several properties are certified according to both.

Feedstock

- Totally produced quantity: 25-35,000 T
- Volume of primary feedstock: 25-35,000 T
- SBP approved certification plan: 0 T
- Wood species included:

Table 3 List of wood species

Danish	English	Latin
Ahorn	Sycamore	Acer pseudoplatanus
Ask	Ash	Fraxinus excelsior
Dunbirk	White birch	Betula pubescens
Vortebirk	Silver birch	Betula pendula
Bjergfyr	Mountain pine	Pinus mugo
Bævreasp	Aspen	Populus tremula
Bøg	Beech	Fagus sylvatica.
Contortafyr	Lodgepole pine	Pinus contorta
Cypres	Lawson cypress	Chamaecyparis lawsoniana
Douglas	Douglas fir	Pseudotsuga menziesii
Stilkeg	Common Oak	Quercus robur
Vintereg	Sessile Oak	Quercus petraea
Elm	Mountain elm	U/mus glabra
Grandis	Grand fir	Abies grandis
Hestekastanie	Horse chestnut	Aesculus hippocastanum
Hvidgran	White spruce	Picea glauca
Lind	Common lime	Tilia cordata
Lærk	European larch	Larix decidua
Lærk	Japanese larch	Larix leptolepis
Hybridlærk	Dunkeld Larch	Larix eurolepis
Nobilis	Noble fir	Abies procera

Nordmannsgran	Nordmann fir	Abies normanniana
Omorika	Serbian spruce	Picea omorica
Poppel	Poplar	Populus sp.
Rødeg	Northern red oak	Quercus rubra
Rødel	Common alder	Alnus glutinosa
Rødgran	Norway spruce	Picea abies
Sitkagran	Sitka spruce	Picea sitchensis
Skovfyr	Scots pine	Pinus sylvestris
Spidsløn	Maple	Acer platanoides
Thuja	Western red cedar	Thuja plicata
Ædelgran	Silver fir	Abies alba
Østrigsk fyr	Austrian pine	Pinus nigra

- Quantities from primary forests: 0 T
- Specify percentage share from primary forest: N/A
- Volume of secondary feedstock: 0%
- Volume of tertiary feedstock: 0%

3 Requirements for evaluation of origin (Supply Base Evaluation)

SBE completed	SBE not completed
X	<input type="checkbox"/>

Skovbygaard harvests most of the feedstock outside the forest and in non-certified forests. To be able to document compliance with SBP and to be able to sell the biomass as SBP-compliant biomass, the supply base needs to be evaluated.

4 Supply Base Evaluation (SBE)

4.1 Scope

The scope of the evaluation covered the entire supply base of Skovbygaard which is considered all existing and potential sources of primary feedstock and their origin. The purpose of SBE is to distinguish the risk level in relation to the indicators described in SBP Standard 1.

The feedstock is divided into the following types:

1. Primary feedstock from FSC or PEFC certified forests
2. Primary feedstock from forests with a green management plan
3. Primary feedstock from thinnings of conifer stands
4. Primary feedstock from thinnings of first generation forest estates
5. Primary feedstock from forests without a green management plan or certification
6. Primary feedstock from non-forest areas, such as windbreaks, city and park areas

Most of the biomass is processed by in-house trained staff. A minor part of the feedstock is produced by loosely affiliated partners Skovbygaard handles traceability, risk assessments and risk management.

4.2 Reasons

This evaluation is based on the National Risk Assessment (RRA) for Denmark approved by SBP in June 2017. RRA for Denmark is available here: <https://sbp-cert.org/documents/consultation-documents/draft-regional-risk-assessments>. RRA for Denmark was completed in accordance with SBP Standard no. 1. Skovbygaard's evaluation and use of RRA for Denmark was completed in accordance with SBP Standard no. 2.

Based on the results of RRA for Denmark and an analysis of the company's working procedures, useful measures to reduce the risk and a supplier verification programme have been prepared and implemented to ensure a low risk for all indicators in connection with the production of primary feedstock.

Skovbygaard is aware of the fact that changes in the RRA for Denmark approved by SBP may occur and is willing to adapt the SBE if this should happen.

4.3 Result of the Risk Assessment

The RRA for Denmark approved by SBP, June 2017, concludes that the risk is low in relation to all criteria except from the following criteria where a 'specified risk' has been identified: Criteria 2.1.1, 2.1.2, 2.2.3 and 2.2.4.

Table 4 Individual indicators with a 'specified risk' in the National Risk Assessment

2.1.1	Forests and other areas with high conservation values in the Supply Base are identified and mapped.
2.1.2	Potential threats to forests and other areas with high conservation values from forest management activities are identified and addressed.
2.2.3	Key ecosystems and habitats are conserved or set aside in their natural state (CPET S8b).
2.2.4	Biodiversity is protected (CPET S5b).

Based on the RRA for Denmark approved by SBP, Skovbygaard has concluded that the supply base can be divided into the following sub-types which coincide with the types listed in the RRA:

1. Primary feedstock from FSC or PEFC certified forests
2. Primary feedstock from forests with a green management plan
3. Primary feedstock from thinnings of conifer stands
4. Primary feedstock from thinnings of first generation forest estates
5. Primary feedstock from forests without a green management plan or certification
6. Primary feedstock from non-forest areas, such as windbreaks, city and park areas, nature projects.

For each of these, specified risk has only been assigned to type 2 and 5. These are reviewed below with the supplier verification programme and the prepared measures to reduce the risk.

4.4 Result of supplier verification programme

Skovbygaard's supplier verification programme includes the following:

- For all suppliers (forest owners), Skovbygaard A/S enters into an agreement with the forest agreement about the task where, during the pre-meeting, questions are asked whether the forest is FSC and / or PEFC certified, whether a green management plan and / or a key biotope registration have been prepared for the property.
- Skovbygaard A/S physically visits, inspects and reviews the areas of all suppliers in connection with the screening and before felling. This means that it is highly certain that the areas are reviewed and screened correctly. Biomass is only sold as SBP-compliant biomass if it originates from suppliers for which a Low Risk can be established for the four indicators with specified risks through measures to reduce the risk.
- Skovbygaard will purchase biomass from other supplier only in special cases and if so, Skovbygaard will handle risk assessment and minimise the risk, if any, as described above.

4.5 Conclusion:

When reviewing and revising the procedures of Skovbygaard A/S based on the RRA for Denmark approved by SBP as well as the preparation and implementation of a supplier verification programme (SVP) and measures to reduce the risk, it is estimated that the company ensures that the biomass complies with the SBP certification.

Kasper Nielsen and Joachim Nielsen, who handle job planning, identification of key biotopes and project mapping, have a wide experience in working in the forest and making considerations for nature worth conserving.

The company is aware of the fact that if jobs are carried out in areas with a specified risk, it is necessary to have other qualified persons, such as biologists or foresters, help with the identification of key biotopes. During the startup phase, it is important to integrate regulations and adaptations when the company have become more familiar with the new standards and procedures.

5 Supply Base Evaluation Process

The RRA for Denmark approved by SBP, June 2017, has been completed by NEPCon at the initiative of Dansk Energi, Dansk Fjernvarme, Skovdyrkerforeningen, Danish Forest Association, DM&E and HedeDanmark.

As it appears from the RRA for Denmark, a low risk has been identified for all indicators, apart from the following indicators where a 'specified risk' has been identified: 2.1.1, 2.1.2, 2.2.3, 2.2.4

In order to minimise the risk of these 4 indicators with a specified risk in processing biomass, Skovbygaard has prepared a set of working procedures with the implementation of control measures to reduce the risk which comply with the due diligence requirements of the standards. The working procedures, including the measures to reduce the risk, are detailed in the company's Contractors' Manual.

Skovbygaard has used both internal and external resources for the work with SBE. SBE has been prepared with SBE's staff who has a wide experience in biomass production.

Machine operators at Skovbygaard have a high level of skills with many years' work with production of feedstock.

Skovbygaard has used an external consultant from DM&E who has approx. 10 years' experience in forest certification and forest management, for the work of adapting work processes and gathering additional data.

6 Stakeholder consultation

The consultation phase ran for a period of 30 days from 09.02.2018 to 09.03.2018. The Danish version of SBR, including the control measures to reduce the risk, was sent by email to the following stakeholders:

Danmarks Naturfredningsforening (Danish Society for Nature Conservation)	Nora Skjernaa Hansen	nsh@dn.dk
FSC Danmark	Sofie Tind Nielsen	sofie@fsc.dk
Verdens Skove	Jakob Ryding	jr@verdensskove.org
WWF (World Wildlife Foundation)	Bo Normander	b.normander@wwf.dk
Copenhagen University	Vivian Kvist Johansen	vkj@ign.ku.dk
PEFC Danmark	Morten Thorøe	mt@pefc.dk
Dansk Energi	Kristine van het Erve Grunnet	keg@danskenergi.dk
Dansk Fjernvarme	Kate Wieck-Hansen	kwh@danskfjernvarme.dk
Dansk Skovforening (Danish Forest Association)	Marie-Louise Bretner	mlb@skovforeningen.dk
Energistyrelsen (Danish Energy Agency)	Lars Martin Jensen	lmj@ens.dk
Ørsted	Peter K Kristensen	pekkr@dongenergy.dk
Friluftsrådet (National Federation of Outdoor Recreation)	Thorbjørn Eriksen	toe@friluftsradet.dk
BAT Kartellet	Gunde Odgaard	gunde.odgaard@batkartellet.dk
The Danish Nature Agency	Niels Bølling	niboe@nst.dk
NOVOPAN A/S	Jette Wulff	j.wulff@kronospan-dk.dk
Troldekt A/S	Orla Jepsen	oje@troldekt.dk
Rold Skov Savværk A/S	Henrik Thorlacius-Ussing	htu@lindenborg.dk

6.1 Replies to comments from stakeholders

No comments were received during the period of public comment.

7 Overview of the initial assessment of risk

Skovbygaard uses RRA for Denmark, approved by SBP, as a starting point.

As it appears from the RRA for Denmark, a low risk has been identified for all indicators, apart from the following indicators where a 'specified risk' has been identified: 2.1.1, 2.1.2, 2.2.3, 2.2.4 but not for all forest types.

To minimise the specified risks and move a 'Specified risk' to a 'Low Risk', Skovbygaard is working according to its management system, described in the Contractors' Manual and reviewed in Section 9.1. The management system describes among other things how Skovbygaard minimises the risks in the area where there is a risk that the biomass is not sustainable.

Based on the RRA for Denmark, Skovbygaard divides the supply base into the same sub-types as are described in item 2.1.1 in the RRA for Denmark:

1. Primary feedstock from FSC or PEFC certified forests (low risk)
2. Primary feedstock from forests with a green management plan (low risk)
3. Primary feedstock from thinnings of conifer stands (low risk)
4. Primary feedstock from thinnings of first generation forest estates (low risk)
- 5. Primary feedstock from forests without a green management plan or certification (specified risk)**
6. Primary feedstock from non-forest areas, such as windbreaks, city and park areas, nature projects (low risk).

First, the results of the RRA approved by SBP are stated below.

Table 5. Sub-types: 1, 2, 3, 4 and 6. Overview of the result of the RRA of all indicators for these forest types of primary feedstock

Indicator	Initial Risk Rating		
	Specified	Low	Unspecified
1.1.1		x	
1.1.2		x	
1.1.3		x	
1.2.1		x	
1.3.1		x	
1.4.1		x	
1.5.1		x	
1.6.1		x	
2.1.1		x	
2.1.2		x	
2.1.3		x	
2.2.1		x	
2.2.2		x	
2.2.3		x	
2.2.4		x	
2.2.5		x	
2.2.6		x	
2.2.7		x	
2.2.8		x	
2.2.9		x	

Indicator	Initial Risk Rating		
	Specified	Low	Unspecified
2.3.1		X	
2.3.2		X	
2.3.3		X	
2.4.1		X	
2.4.2		X	
2.4.3		X	
2.5.1		X	
2.5.2		X	
2.6.1		X	
2.7.1		X	
2.7.2		X	
2.7.3		X	
2.7.4		X	
2.7.5		X	
2.8.1		X	
2.9.1		X	
2.9.2		X	
2.10.1		X	

Table 7 Sub-types: 5) Primary feedstock from forests without a green management plan or certification. Overview of the result of the RRA of all indicators.

Indicator	Initial Risk Rating		
	Specified	Low	Unspecified
1.1.1		x	
1.1.2		x	
1.1.3		x	
1.2.1		x	
1.3.1		x	
1.4.1		x	
1.5.1		x	
1.6.1		x	
2.1.1	x		
2.1.2	x		
2.1.3		x	
2.2.1		x	
2.2.2		x	
2.2.3	x		
2.2.4	x		
2.2.5		x	
2.2.6		x	
2.2.7		x	
2.2.8		x	
2.2.9		x	

Indicator	Initial Risk Rating		
	Specified	Low	Unspecified
2.3.1		x	
2.3.2		x	
2.3.3		x	
2.4.1		x	
2.4.2		x	
2.4.3		x	
2.5.1		x	
2.5.2		x	
2.6.1		x	
2.7.1		x	
2.7.2		x	
2.7.3		x	
2.7.4		x	
2.7.5		x	
2.8.1		x	
2.9.1		x	
2.9.2		x	
2.10.1		x	

8 Supplier verification programme

8.1 Description of the supplier verification programme

Skovbygaard handles the entire process for most of the wood chip sold by Skovbygaard. This means customer contact, job planning, job execution as well as the transport and sale of wood chip. Using the management system from the Contractors' Manual, Skovbygaard documents origin, risk assessment/screening of the area and risk reduction, if any.

A minor part of the wood chip is purchased from other forest contractors. This is not a group of supplier from whom wood chip is bought on an ongoing basis. The quantities are often small, and it may be years between various suppliers selling wood chip to Skovbygaard.

The procedure for the purchase of external wood chip will be that Skovbygaard handles the purchase of feedstock from subcontractors as if it was its own project. Skovbygaard handles mapping, risk assessment, area review and minimises risks.

If parts of the feedstock are assessed in this process to be non-SBP compliant, it will not be sold with an SBP Claim

8.2 Field visits

The management of Skovbygaard reviews all jobs in the field, often together with the supplier (forest owner / landowner) before starting the job. In connection with field visits, questions will be asked regarding a green management plan or forest certification. If the property is certified or has a green management plan, a consideration map with registration of key biotopes must be delivered to Skovbygaard A/S.

When the job is completed, a field review is made to ensure that the job has been completed satisfactorily. If errors have been made, the owner and relevant authorities will be contacted. For protracted jobs, management will usually inspect the job during the process. This allows errors and non-conformities to be corrected on an ongoing basis.

8.3 Conclusions from the supplier verification programme

For all suppliers (forest owners), field visits in all jobs and map screening have allowed Skovbygaard to localise to the greatest possible extent areas which require additional attention when working in the forest. By following up the completed jobs, Skovbygaard has the opportunity to identify errors in their processes and correct inappropriate work methods and procedures, if any.

9 Measures to reduce risks

9.1 Measures to reduce risks

Introductory remarks

Skovbygaard is working according to the procedures of the Contractors' Manual¹ which is laid out to consider the indicators described in the RRA for Denmark, approved by SBP, June 2017.

The Contractors' Manual describes how to identify whether the forest area belong to the types with specific risk and which measures to reduce the risk should be taken before the feedstock can be called SBP compliant. If Skovbygaard is not able to reduce the risk for parts of the biomass, it will not form part of the SBP quantity.

Projects at Skovbygaard are planned, assigned and controlled by Kasper Nielsen and Joachim Nielsen.

Risk assessment of individual forest areas:

In all new jobs, the areas on which biomass is harvested will be screened according to the following indicators: 2.1.1, 2.1.2, 2.2.3, 2.2.4. The screening is based on available map material and databases as well as a visual review of the area before startup. A map and checklist is prepared for each job to ensure that the machine operator is aware of protected or preserved nature/culture.

The forest area is first classified as one of the six types.

1. Primary feedstock from FSC or PEFC certified forests - **low risk**
2. Primary feedstock from forests with a green management plan - **low risk**
3. Primary feedstock from thinnings of conifer stands - **low risk**
4. Primary feedstock from thinnings of first generation forest estates - **low risk**
5. Primary feedstock from forests without a green management plan or certification - **specified risk**
6. Primary feedstock from non-forest areas, such as windbreaks, city and park areas, nature projects - **low risk**

This division is made by Kasper Nielsen and Joachim Nielsen. If the area is assessed as a type 5 with a specific risk, an external assessment from a forester / biologist / MSc in forestry with local knowledge will be used. Kasper Nielsen and Joachim Nielsen are also familiar with identifying key biotopes according to the key biotope type catalogue.

Risk handling:

The staff carrying out screenings and planning the jobs are familiar with applicable nature and environment legislation. Skovbygaard plans supply activities in the supply base to minimise the negative effect on ecosystems, biodiversity and areas worth preserving.

¹ Document detailing the company's procedure.

Areas where wood chip is harvested must be examined before startup by a physical review and must be mapped according to the procedure below. All procedures are explained in the Contractors' Manual.

A map will be prepared for each wood chip project. The map shows identified areas with a high conservation value (HCV). If a map has been prepared in connection with the certification of a green management plan, such maps must be used in the planning process in order to ensure HCV areas.

- All working areas will be screened through DM&E's map portal and reviewed by the management before start-up based on the checklist in the Contractors' Manual.
- Each wood chip project is given a unique case number and address which also appear on the job description, weighing forms and basis of settlement. Ensure traceability.
- Each wood chip project has a Checklist with relevant information. Ensure excellent communication between the various parties in the work process and note down all relevant data which the machine operator needs.

The map and checklist are delivered to the machine operator who is trained in the company's work procedure and the meaning of the elements on the map.

To be able to identify HCV areas during work, all machine operators working with wood chip production in the forest have been trained in "Maskinfærdsel på Naturnære arealer" (Machine traffic in nature areas).

9.2 Monitoring and results

Increased focus will apply during the first 12 months of jobs with the highest risk of felling activities harming HCV areas. In old forest areas, they will consist mainly of broadleaves.

Last year, only a few jobs have been completed in this type of forest while the majority of jobs were completed in low-risk areas. The effect of this measure will be assessed at the next internal audit.

For the control measures to reduce the risk completed and SVP with the procedures of screening and visual visits to all supply areas described and integrated, a low risk has been achieved for the indicators with a specified risk:

- 2.1.1 Forests with high conservation values, HNV has been mapped and identified
- 2.1.2 Potential threats to forests and other areas with high conservation values from forest management activities have been identified and addressed
- 2.2.3 Protection of key biotopes and habitats
- 2.2.4 Safeguarding biodiversity

Which is thereby reduced to pose a low risk.

10 Detailed results for indicators




Detailed results for indicators in the risk assessment are presented in the RRA for Denmark, published in June 2017.

11 Review of the report

11.1 Peer review

11.2 Public or additional reviews

12 Approval of the report

Approval of Supply Base Report by senior management			
Report Prepared by:		<i>Company owner</i>	<i>06.04.2018</i>
	<i>Kasper Nielsen</i>		
	Name	Title	Date
Report Prepared by:		<i>Forest consultant, B. sc in forestry</i>	<i>06.04.2018</i>
	<i>Claus Hansen</i>		
	Name	Title	Date
The undersigned persons confirm that I/we are members of the organisation's senior management and do hereby affirm that the contents of this evaluation report were duly acknowledged by senior management as being accurate prior to approval and finalisation of the report.			
Report approved by:		<i>Company owner</i>	<i>06.04.2018</i>
	<i>Kasper Nielsen</i>		
	Name	Title	Date
Report approved by:	<i>[name]</i>	<i>[title]</i>	<i>[date]</i>
	Name	Title	Date
Report approved by:	<i>[name]</i>	<i>[title]</i>	<i>[date]</i>
	Name	Title	Date

13 Update

Once a year prior to the external audit, Skovbygaard will carry out self-regulatory control according to the procedure described in the Contractors' Manual. The self-regulatory control will assess:

1. changes in the supply base. Whether changes have occurred which call for changes to elements of the Supply Base Report.
2. It must be assessed whether the measures taken to reduce the risks are adequate. Every 10th high-risk job will be reassessed.

13.1 Substantial changes in the Supply Base

Not yet applicable.

13.2 The efficiency of previous measures to reduce risks

Not yet applicable.

13.3 New assessment and risk reduction

Not yet applicable.

13.4 Actual numbers for raw material during the last 12 months

Not yet applicable.

13.5 Expected numbers for raw material during the next 12 months

Not yet applicable.