

Supply Base Report: Enviva Pellets Sampson

First Surveillance Audit

www.sustainablebiomasspartnership.org



Completed in accordance with the Supply Base Report Template Version 1.2

For further information on the SBP Framework and to view the full set of documentation see www.sustainablebiomasspartnership.org

Document history

Version 1.0: published 26 March 2015

Version 1.1 published 22 February 2016

© Copyright The Sustainable Biomass Partnership Limited 2016

Contents

1	Overview	5
2	Description of the Supply Base	6
2.1	General Description	6
2.2	Actions taken to promote certification amongst feedstock supplier	15
2.3	Final harvest sampling programme	15
2.4	Flow diagram of feedstock inputs showing feedstock type	15
2.5	Quantification of the Supply Base	16
3	Requirement for a Supply Base Evaluation (SBE)	19
4	Supply Base Evaluation	20
4.1	Scope	20
4.2	Justification	20
4.3	Results of Risk Assessment.....	20
4.4	Results of Supplier Verification Programme	20
4.5	Conclusion	21
5	Supply Base Evaluation Process	22
6	Stakeholder Consultation	23
6.1	Response to stakeholder comments	23
7	Overview of Initial Assessment of Risk	25
8	Supplier Verification Programme	27
8.1	Description of the Supplier Verification Programme	27
8.2	Site visits	27
8.3	Conclusions from the Supplier Verification Programme	27
9	Mitigation Measures	28
9.1	Mitigation measures	28
9.2	Monitoring and outcomes	33
10	Detailed Findings for Indicators	34
11	Review of Report	35
11.1	Peer review	35
11.2	Public or additional reviews.....	35
12	Approval of Report	36

13 Updates 37

13.1 Significant changes in the supply base37

13.2 Effectiveness of previous mitigation measures 37

13.3 New risk rating and mitigation measures37

13.4 Actual figures of feedstock over the previous 12 months.....37

13.5 Projected figures of feedstock over the next 12 months 38

References 40

Appendix I Residual Supplier Letter and Reporting Form 42

Annex 1: Detailed Findings for Supply Base Evaluation Indicators..... 44

1 Overview

Producer name: Enviva Holdings, LP
Producer location: 7200 Wisconsin Ave Suite 1000 Bethesda, MD 20814
Geographic position: Enviva Pellets Sampson, North Carolina
 N 35.118042, W-78.182521
Primary contact: Don Grant
 26570 Rose Valley Rd
 Franklin, Virginia, USA 23851
don.grant@envivabiomass.com
 office: 757-304-5080
Company website: <http://www.envivabiomass.com/>
Date report finalised: 26/May/2017
Close of last CB audit: 14/Jun/2017
Name of CB: SCS Global Services
Translations from English: NA
SBP Standard(s) used: Standard 1 version 1.0, Standard 2 version 1.0, Standard 4 version 1.0 and Standard 5 version 1.0
Weblink to Standard(s) used: <https://sbp-cert.org/documents>
SBP Endorsed Regional Risk Assessment: NA
Weblink to Supply Base Evaluation (SBE) on Company website: <http://www.envivabiomass.com/sustainability/wood-sourcing/>

Indicate how the current evaluation fits within the cycle of Supply Base Evaluations				
Main (Initial) Evaluation	First Surveillance	Second Surveillance	Third Surveillance	Fourth Surveillance
<input type="checkbox"/>	X	<input type="checkbox"/>	<input type="checkbox"/>	<input type="checkbox"/>

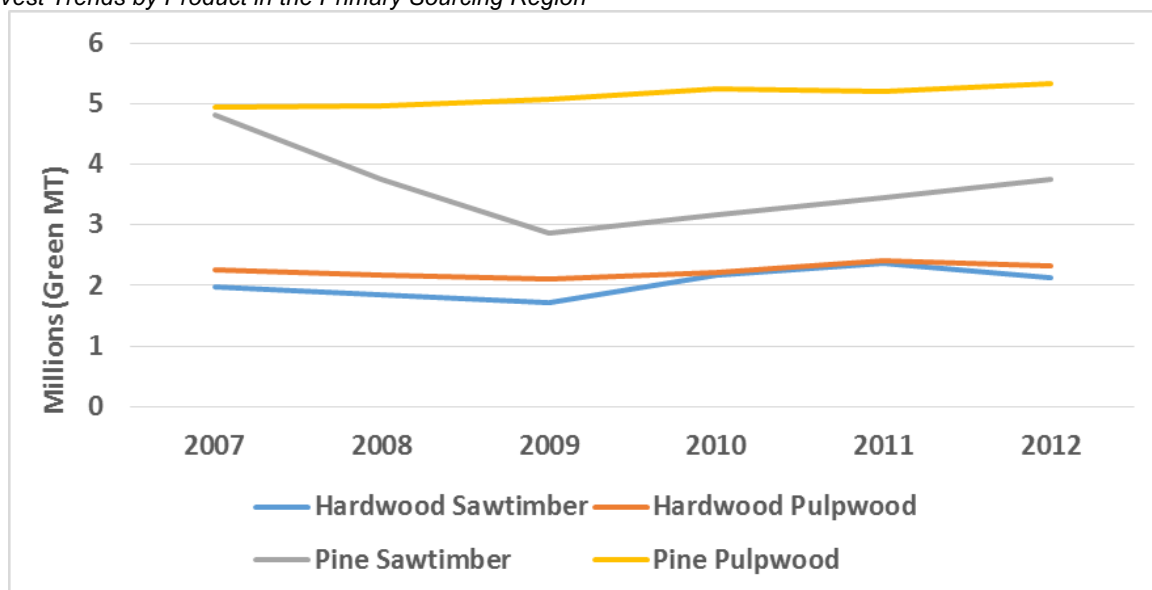
2 Description of the Supply Base

2.1 General Description

Enviva Holdings LP (“Enviva”) Sampson pellet mill is located near the town of Faison, NC in Sampson County. The mill has a primary material supply base area of 120 km, and a potential mill residual area including counties in North Carolina, Virginia and South Carolina. Currently the Sampson mill does not source any secondary material; however the supply base was originally defined to accommodate the known sawmills in the area that could potentially supply the mill with their residuals. Map 1 depicts the Wilmington supply base area for Sampson, and delineates between the current primary fiber supply base and the projected total supply base, should the mill purchase residual material. Enviva’s Sampson Pellet Mill is began sourcing fiber in advance of production in June 2016.

Figure 1 displays historic harvest volumes by product in the supply base, according to Forest2Market’s comprehensive delivered fiber database (Forest2Market, 2013). The graph shows the decline in demand for hardwood pulpwood and hardwood sawtimber beginning in 2011. Hardwood pulpwood consumption has continued to decrease due to the conversion of regionally significant consumers of hardwood pulpwood to all pine pulpwood. Moreover, 2015 inventory data from the US Forest Service’s Forest Inventory and Analysis program show that the growth to drain ratio in the Supply Base Area is 1.76:1, meaning that net timberland inventories are increasing because the rate of growth exceeds the rate of harvest (USDA Forest Service, 2015). Enviva’s sourcing does not compete with other forest product industries, instead, it provides a market for low value forest products produced during harvests for high-value timber.

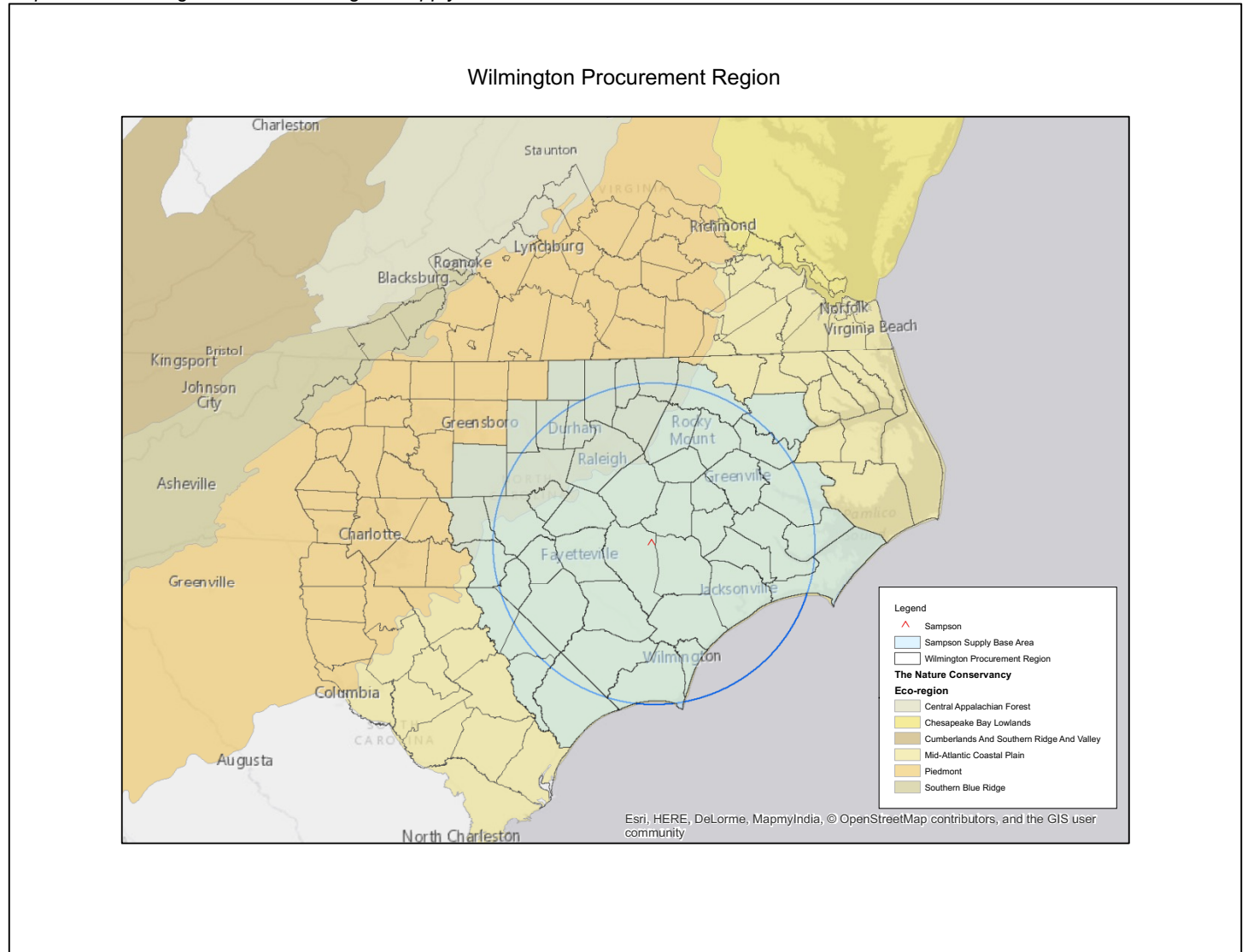
Figure 1 Harvest Trends by Product in the Primary Sourcing Region



Eco-regions

The supply base area reaches from the coastal plains to the central Appalachians and includes portions of the following The Nature Conservancy (TNC) eco-regions; Central Appalachian Forests, Chesapeake Bay Lowlands, Cumberland and Southern Ridge and Valley, Mid-Atlantic Coastal Plains, Piedmont, and the Southern Blue Ridge (The Nature Conservancy, 2015).

Map 1 TNC Eco-regions in the Wilmington Supply Base Area

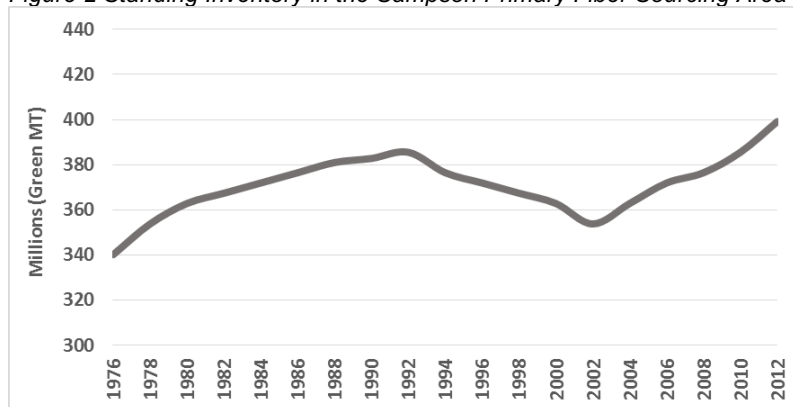


Forest cover-types acres and volumes

The supply region is very diverse, reaching from the coastal plain forests to the forests of the central Appalachians. In Map 1 above the blue ring shows the primary feedstock supply base, which contains approximately 5.4 million hectares total land area with 3.3 million hectares of timberland (US Department of Agriculture Forest Service, 2015). When the supply

areas of Enviva’s potential secondary suppliers are taken into account, the total forested area within the extended supply region is 10.8 million hectares (USDA Forest Service, 2015). The primary supply area contains approximately 399.2 million green metric tons of standing timber inventory and is approximately fifty-two percent mixed hardwoods with balance in conifer species. The forest standing stock in the primary procurement area has increased steadily since 1976 at an annualized rate of 0.38% (see Figure 2) (USDA Forest Service, 2015). Since 2002 the annualized rate of growth has increased to 0.9% annually due to lowered demand (Forest2Market, 2013).

Figure 2 Standing Inventory in the Sampson Primary Fiber Sourcing Area



Based on the 2012 USDA Forest service timber inventory data, growth in the primary feedstock supply base exceeds removals by a ratio of 1.55:1. Due to the potential volume of sawtimber removals, the region also could generate up to 3.6 million green metric tons of forest residuals available for pellet production (USDA Forest Service, 2015). Further, sawtimber users in the area generate about 1.5 million dry metric tons of mill residuals per year (US Department of Agriculture Forest Service, 2014).

Operating Scale

Enviva is just one of several industries and entities sourcing fiber in its supply base area. The Sampson pellet mill is still in commissioning, and Enviva expects it will source less than 10% of the total fiber harvested in the primary supply area. The primary fiber Enviva uses is low grade material that other markets such as saw mills will not consume. The value of sawtimber to the landowner can be at least 4 times greater than the fiber Enviva sources, especially in hardwood markets. While Enviva may take some proportion of the volume from a certain tract, the impetus for harvest is the high value sawtimber.

CITES, IUCN Species

The International Union for the Conservation of Nature (IUCN) Red List of Threatened Species - includes *Pinus palustris* (Longleaf pine) which does occur in the supply base region (The IUCN Red List of Threatened Species, 2015). Longleaf pine is included in the IUCN list because its current extent is much reduced from its historical dominance in the southeast US. However, conservation groups, such as the Longleaf Alliance, agree that creating commercial viability of longleaf pine is crucial to its restoration. Enviva’s use of material from longleaf stand thinnings or other harvest residuals supports its commercial viability and encourages landowners to restore and continue to manage longleaf stands. Enviva will not procure fiber from natural longleaf pine stands if they are going to be converted to non-forest or another forest type.

Further, Enviva maintains a third party audited Controlled Wood Risk Assessment which satisfies the Forest Stewardship Council® (FSC), Programme for the Endorsement of Forest Certification™ (PEFC) and Sustainable Forestry Initiative® (SFI®) Chain of Custody requirements. These certifications address the controls needed to avoid the use of CITES and/ or

IUCN species concerns. None of the species used for wood pellets appear in the Convention on International Trade in Endangered Species (CITES) Appendices (CITES, 2015).

General Forest Management Techniques

Forestry practices in the Wilmington supply base area can vary greatly due to landowner demographics and forest types. There are financial and tax incentives available to forest landowners to encourage management, replanting, and riparian zone buffer incentives (Virginia Department of Forestry, 2015) (North Carolina Department of Agriculture and Consumer Services, 2015) (South Carolina Forestry Commission, 2016). Typically, hardwood management relies on natural regeneration of stands where forest tracts are harvested and the natural processes of seedling establishment and sprout growth from the remaining stumps (called “coppice”) produce the next forest.

Forest management in bottomland/ wetland hardwood systems

The majority of bottomland hardwood forest stands in the Wilmington supply base area have been harvested for sawtimber production for centuries. In terms of harvest techniques, as explained by the North Carolina Forest Service in its paper entitled *Managing and Regenerating Timber in Bottomland Swamps* (July 2012), “Implementing a carefully planned and executed swamp timber harvest in a manner that minimizes soil and water impacts has shown to be the practical and viable prescription for forest management in bottomland/cypress swamps.” In some instances select cuts may be used for bottomland harvest, however clearcut harvest is the typical management method used in bottomland systems, as “nearly all swamp-adapted tree species require full sunlight to adequately regenerate, thus demanding a removal of the shading overstory” (North Carolina Forest Service, 2012). This harvest technique maximizes the likelihood of regeneration of desirable species post-harvest. Many of these existing bottomland hardwood stands have been poorly managed to date, such that appropriate silvicultural treatments such as clearcut embody restoration for these forests and are the best ecological outcome. For more information on bottomland hardwood forests and their silviculture, please see the excellent guide published by The Forest Guild, at <http://www.forestguild.org/node/263>.

Numerous state and Federal water quality regulations also govern forestry activities in swamps and wetlands, The North Carolina South Carolina, and Virginia Department of Forestry describes several forest management guidelines that should be followed when harvesting in bottomland systems. In addition to following best management practices (BMPs) for wetlands as described by the Department of Forestry in these forest types, streamside management zones (SMZs) are always established according to state guidelines. SMZ’s are intended to protect water quality, to provide a visual screen, to enhance wildlife/ bird corridors and to provide an additional source of tree seed to enhance regeneration (North Carolina Forest Service, 2012). Enviva audits its suppliers’ performance relative to state and Federal regulations and best management practices.

Forest management in pine systems

Pine plantations are managed under various regimes with the following typical management regime: planting, five years release spray, 15 year thinning and generally a final harvest between years 35 and 40. Other pine stands may be released after 5 years and left to grow as a mixed pine/ hardwood stand. Many pine stands are re-planted and are not intensively managed thereafter, which permits the growth of hardwood tree species within the stand, creating a mixed pine and hardwood forest.

Ownership, Land Use and Certification

The land ownership patterns in the Wilmington supply base area are typical for the southern United States: approximately ninety-three percent of the timberland is privately held (approximately 5 million hectares). In North Carolina, about 60% of

the private landownership is non-industrial (NC Forest Data, March 2016); in Virginia 66% is also non-industrial (Virginia Department of Forestry, March 2016) and in South Carolina 88% of the forestland is privately held (South Carolina Forestry Commission, 2016). As listed in Table 1, an estimated 42% of the region is forested, 23% is in agriculture, 12% is developed and 14% is wetlands. These three categories comprise the 94% of the land cover (USGS, 2015).

Table 1 Land Cover in the Sampson Procurement Region

Cover/Land Use	Hectares	%
Water	859,469	4.8%
Developed	2,210,127	12.4%
Mechanically disturbed	577,587	3.2%
Mining	25,688	0.1%
Naturally barren	20,044	0.1%
Forest	7,533,164	42.2%
Grass/shrubland	50,110	0.3%
Agriculture	4,084,464	22.9%
Wetlands	2,520,237	14.1%

Major forest certification schemes such as the American Tree Farm System® (ATFS), SFI and FSC have program participants in the supply area. A 2005 Society of American Foresters report noted that SFI member companies operating in North Carolina, South Carolina and Virginia have certified 1.26 million hectares, and FSC participants have certified 124,598 hectares (Alvarez, 2007). A query of the ATFS proprietary database returns just over 16,400 hectares in the ATFS program in the Wilmington supply base area. Table 2 lists the firms active in either FSC or SFI forest management schemes (ATFS landowners are not listed and they are private individual landowners).

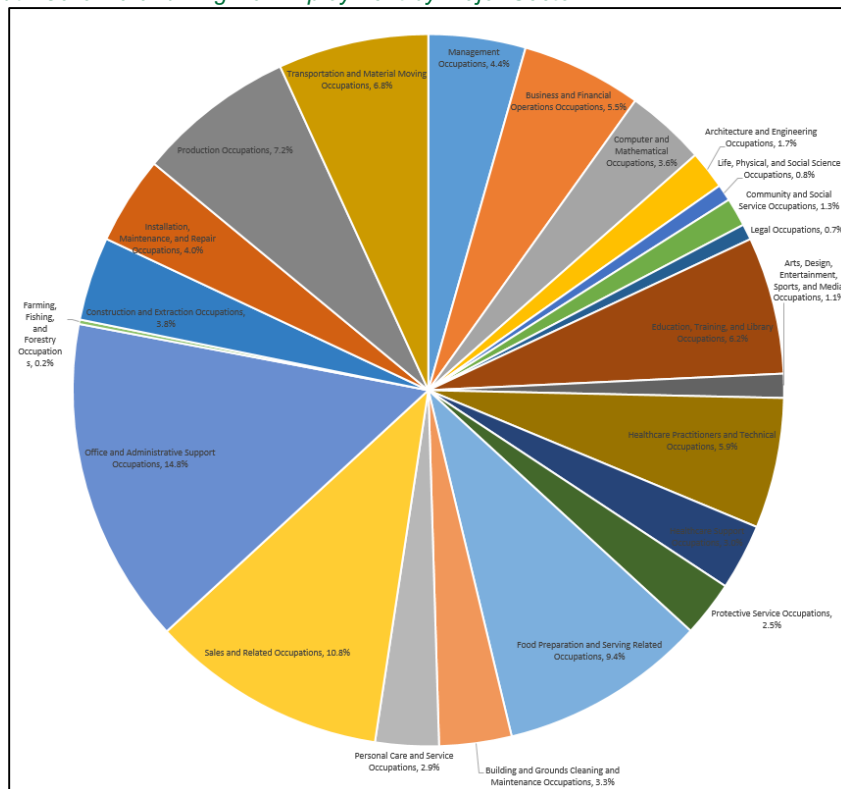
Table 2 Companies Active in SFI or FSC in the Sampson Procurement Region

360 Forest Products, Inc.	Duke University	Mid Carolina Timber Company, Inc	Sonoco Products Company
Campbell Global, LLC - East & SE Regions	Forest Investment Associates	The Molpus Woodlands Group, LLC	South Carolina Forestry Commission
Certified Forest Management, LLC	GreenLink Forest Resources, LLC	Plum Creek Timber Company, Inc	Westervelt
Conservation Forestry, LLC	Hancock Natural Resource Group	Resource Management Services, LLC	Weyerhaeuser NR Company
The Conservation Fund	Johnson Company, Inc.	S & M Forest Management Group	Timberland Investment Resources, LLC
Crawley Timber Co	Kingstree Forest Products, Inc	SR Jones Jr Land & Timber	

Regional Socio-economic Conditions

Regional employment is graphed below and provides a snapshot of the social mixture of the supply base. Mining and Timber Harvesting make up 0.18% of the total employment in the region. However, due to the nature of pellet production, it also supports other sectors such as trade, transportation, utilities, manufacturing and construction which in total make up an additional 38.5% of the labour force. The mean annual income for the region is \$49,589 and mean annual income for the employment sector including Forestry is \$30,953 (Bureau of Labor Statistics, 2016). Mean annual income for an average mill worker in the region is \$34,833 (Bureau of Labor Statistics, 2016). Enviva employs directly approximately 100 people in the region. Further, Enviva’s operations support an additional 50 various harvesting crews and saw mills, along with forest managers, feedstock and pellet transport. Local contractors are used in maintaining the mills, providing hundreds of spin-off jobs. Figure 3 illustrates employments by the major industrial groups for the two states included in the supply region (Bureau of Labor Statistics, 2016).

Figure 3 North Carolina, South Carolina and Virginia Employment by Major Sector



According to a report created for Enviva by Chmura Economics & Analytics, the estimated total annual economic impact (direct, indirect, and induced impacts) of constructing the Sampson wood pellet manufacturing plant in Faison, NC is estimated to be \$125.1 million (measured in 2013 dollars) while supporting an estimated 615 jobs. An additional indirect impact of \$60.1 million and 138 jobs will benefit North Carolina businesses that support the plant’s operation, including local logging and trucking companies (Chmura Economics & Analytics , 2013).

Pellet Feedstock Profile

Primary feedstock is sourced direct from the forest in the form of roundwood or chips from 5-10 suppliers, all of whom are vetted and qualified prior to delivering. All suppliers must sign a contract with Enviva before fiber can be delivered to an Enviva mill. The contract requires suppliers to use trained loggers during harvest, to follow best management practices for water quality, and to avoid controversial sources of fiber, such as illegal logging. Enviva foresters confirm trained logger status and ensure that loggers delivering fiber maintain their continuing education as required. All suppliers and loggers must also adhere to posted safety requirements while on Enviva property.

Primary feedstock from forest residues, such as tree tops, limbs, deformed and low grade trees, and any other wood produced during harvest that is otherwise unacceptable to other wood users in the area is delivered to an Enviva mill as woodchips. A single load of roundwood from the same harvest can contain tops, limbs, and/or small diameter or malformed understory trees that cannot be distinguished from one another through visual inspection. Enviva does not use sawlogs in the production of pellets, nor do we use any construction debris, treated wood, or post-consumer material.

The Sampson mill does not currently source any secondary feedstock from sawmills or wood industry suppliers. Sawmills source high-quality logs from the forest and mill them into products like two-by-fours. Wood industry suppliers use the products created by sawmills to produce products such as furniture or other assembled wood products. These feedstocks are most commonly in the form of sawdust or shavings and may be green or kiln-dried. The Wilmington Supply Base Area described previously does take into consideration the possible areas of potential secondary fiber suppliers.

At the Sampson plant, the pellet feedstocks have the following characteristics:

- Primary feedstocks (roundwood and forest residues direct from the forest) comprise 100% of the feedstock, are SBP-compliant Primary Feedstock, and 2% of the volume is from certified sources.
- Secondary feedstocks (sawmill and wood industry residues) are not in the pellet feedstock
- Feedstocks were made up of 52% hardwood and 48% conifer feedstocks.

Since the time of Enviva Sampson's first fiber deliveries in May 2016, the mill had already achieved 100% coverage of our primary feedstock through our Track & Trace monitoring program (see description of the program in the following "Track & Trace" section), meaning that we have detailed information on the types of forests that provide our pellet feedstocks.

Enviva's Sampson mill receives feedstocks from the following sources, by volume:

- 0% was made up of residues supplied by sawmills and wood industries.
- 35% was made up of hardwood and pine chips and roundwood from mixed oak-pine forests. These forests are managed for the production of pine sawtimber at low-intensities and contain a mixture of hardwood and pine trees. These forests are either planted in pine or naturally seeded from adjacent stands or seed trees, and little to no fertilizers or herbicides are applied to them throughout their life cycle. This establishes an overstory of straight, large-diameter pine trees with an understory of crooked, small-diameter hardwood trees that cannot be made into solid wood products.
- 60% was made up of hardwood and pine chips and roundwood from southern yellow pine forests. These are forests that were planted in pine and either managed moderately with minimal effort to prevent hardwood trees from growing in the understory, or more intensively to suppress significant understory growth, thereby increasing the forest's growth rate and yield. These forests are generally thinned 1-2 times throughout their growth cycle, meaning that certain trees are removed to reduce density in the forest and create additional room for the remaining trees to grow to sawtimber size and quality. These thinned trees are sold to low-grade consumers like Enviva.
- 2% was made up of hardwood and pine chips and roundwood from upland hardwood forests. These are low-intensity managed hardwood forests that are naturally seeded with an overstory of large-diameter oak, poplar, and hickory hardwood trees and a significant understory of small-diameter maple, oak, and sweetgum hardwood trees.
- 3% was made up of hardwood and pine chips and roundwood from bottomland hardwood forests. These are very low-intensity managed hardwood forests that are located in lowland areas and floodplains along rivers or other water bodies and which have soils that are saturated or flooded for at least part of the year. These forests contain overstories of large-diameter oak, gum, and cypress trees that originate from seedlings and sprouts arising out of stumps from previously harvested trees and a significant understory of small-diameter hardwood trees. When the landowner decides to harvest, the forest is clearcut and the stems of the large-diameter hardwood trees are sold to hardwood sawmills or furniture manufacturers, while the small diameter understory hardwood trees and tops and branches of sawtimber trees are sent to lower grade consumers like Enviva.
- 0% was made up of wood from landscaping and urban tree management activities.

Enviva's Commitment to Responsible Fiber Sourcing

Track & Trace

Enviva has implemented management systems to ensure that the wood used to make wood pellets meets our strict sustainability requirements. Specifically, Enviva maintains a robust tracking and monitoring program to ensure that all our suppliers deliver wood that is sourced according to our expectations. First, Enviva uses our SFI Fiber Sourcing verifiable monitoring program as a basis for monitoring tract harvests. In addition, we maintain a third-party audited Track & Trace database which includes information at the tract level, including data on the forest type, age, GPS coordinates, acreage, and the percent of volume from that tract being sold to Enviva. Before agreeing to accept material from a certain tract, Enviva's Fiber Procurement Foresters must obtain this tract-level data and enter it into our database, which generates a unique tract ID. Then, upon delivery to the Sampson mill, each load is linked to that tract's ID number. As a result, Enviva knows the tract-level attributes for all the primary fiber entering the mill.

The Track & Trace data collection is supported by tract audits performed by Enviva foresters. During tract audits, Enviva foresters validate data on the tract characteristics in addition to ensuring that best management practices (BMPs) for water quality are properly implemented, special sites are properly protected, and loggers are trained, along with other metrics for responsible harvesting. In the Wilmington supply base area, Enviva only accepts wood from tracts in which the logger has completed and maintains training through a SFI-approved trained logger program. Enviva's Track & Trace data show that during this reporting period, roundwood delivered to the Sampson mill from final fellings in 40+ year age class forests, came from harvests from which Enviva received an average of 27% of the total harvest volume. If any of these monitoring programs uncover issues with incoming raw material, Enviva will contact suppliers to notify them of the issue. If needed, Enviva will cease accepting deliveries from a supplier who does not perform to our sustainability standards. Enviva will not accept further deliveries from a poorly performing supplier until the supplier demonstrates the ability to adhere to Enviva's sustainability requirements.

Identifying and protecting High Conservation Value (HCV) Areas: Partnership with the US Endowment, Enviva's tract approval process, and the Enviva Forest Conservation Fund

Enviva worked with the US Endowment for Forestry and Communities to evaluate the Wilmington supply base area to identify forest types with potentially high conservation value. After consulting with leading independent academics and environmental organizations, the Endowment identified four specific bottomland priority forest types; Cypress-tupelo swamps, Atlantic white cedar stands, Pocosins and Carolina bays. See the Enviva Forest Conservation Fund website (<http://envivaforestfund.org/about-the-enviva-forest-conservation-fund/about-bottomland-forests/>) for additional information about these bottomland forest types. Enviva has committed not to source from high conservation value areas that might fall into one of these four categories.

While gathering Track & Trace data on specific tracts prior to purchase, the Procurement Forester must evaluate whether there is a risk that the tract might be considered HCV. This assessment is conducted on a site-by-site basis in order to evaluate the condition of the stand and to maximize the likelihood of regeneration of desirable species post-harvest. In this region, the most common priority forest type is cypress tupelo. While all of these four priority types are bottomland hardwood systems, it is important to note that not all bottomland hardwoods have high conservation value, and in fact, the majority of them are working forests that have been managed as timberlands for centuries (North Carolina Forest Service, 2012). 90% of the forests in the Wilmington supply base area are privately owned, meaning that their owners have considerable freedom in choosing how to manage these lands. Markets for timber from working bottomland hardwoods provide an important incentive for landowners to maintain their forests as forests.

There is no general consensus, at a site by site level, of what makes a bottomland hardwood stand also a HCV. For example, the Draft US FSC National Risk Assessment, which is the basis for Enviva's supply base evaluation, defines HCV bottomland hardwood stands as those that are 80 years or older and have the structure and composition of old-growth stands. However, FSC does not physically designate where those forests are found. Other groups may have their own descriptions of precisely what constitutes a HCV bottomland forest, based on their own organizational goals. Some are

long-term focused and are interested in ensuring that bottomland hardwood forests are connected on the landscape and are still thriving in light of climate change. Others feel that all bottomland hardwood forests are inherently HCV and should be protected. Because a general consensus does not exist and we do know that most of these forests are appropriately categorized as working forests, Enviva developed its own set of site specific characteristics that can help us to determine in a granular fashion, at the site by site level, whether certain stand is actually a HCV tract.

Overall, when deciding whether to purchase primary feedstock from a given tract, Enviva's goal is to determine whether that tract will, if harvested, produce a new tract with the same desirable species content that was present before harvest. Indicators that should be considered in this decision include forest type (i.e. whether it is likely one of the four priority forest types), location, species composition, hydrology and water flow, stand age and soil saturation. When assessing a tract for HCVs, Enviva evaluates all of these important characteristics. If there is evidence based on this first level of evaluation that the site may be an HCV bottomland, then the Forester must perform a second level review which includes an on-site assessment, data collection and documentation prior to purchase. At the landscape scale, we endeavor to contribute to a working forest landscape with a diversity of age classes representing bottomland hardwood assemblages which can, over the long and short term, provide wildlife habitat, recreation, buffers for climate change, and other ecosystem services, while still playing a pivotal role in conservation and working forests in the Wilmington supply base area.

While Enviva does not source from areas that might be deemed too ecologically sensitive, because we work in landscapes that are nearly all privately owned with many forest products industry actors, we cannot guarantee that the areas that we do not source will remain intact. In order to ensure that these special places can remain so, Enviva created the Enviva Forest Conservation Fund (<http://envivaforestfund.org/>) to work toward protecting and conserving working forest landscapes in ecologically sensitive bottomland hardwood ecosystems. Enviva has committed five million dollars over a ten-year period to fund conservation efforts targeting these forest types. The fund is administered by the US Endowment for Forestry and Communities and the first round of grant awards, protecting more than 2000 acres of bottomland hardwood forests in NC and VA, were awarded in May 2016.

Stakeholder engagement on Bottomland/ Wetland Hardwood Forest Management

Recognizing that the stakeholder community overall has substantial work to do to identify what specifically constitutes HCV, and to understand best practices in bottomland/ wetland hardwood systems, Enviva and the US Endowment co-convened a Bottomland/ Wetland Blue Ribbon Panel stakeholder group in May 2016 to work toward developing a system of best management practices for these priority forest types. More than 45 stakeholders representing academic, NGO, government, and industry groups spent 2.5 days together discussing the state of the art around forest management in bottomland/ wetland hardwood ecosystems. Enviva plans to released the workshop report from this effort to the public, and will continue to engage this stakeholder group in review and evaluation of our sourcing practices going forward. A copy of the report can be found [here](#).

Minimizing risk from Secondary Feedstock

While the Sampson mill does not currently purchase secondary feedstocks, Enviva maintains a process for gathering data about the supply base of suppliers of this material. (Figure 4). If the Sampson mill intends to purchase secondary feedstock in the future, the procurement staff will implement the process as described here.

Secondary feedstock suppliers receive an initial visit prior to beginning deliveries, to verify their operations and products. All sawmill and wood industry suppliers are required to complete a Residual Supplier Reporting Form, providing Enviva with information on the source of their fiber as well as any certifications and species used. Enviva includes their supply areas in our supply base evaluation and provides each supplier with feedback on their supply area, noting any areas of risk that may be present. Enviva may choose to cease deliveries from a supplier which refuses to provide the necessary data for us to

properly include their supply area in our risk assessment. Enviva contacts each sawmill and wood industry supplier annually to ensure their data is accurate. An example of the reporting sheet is in Appendix I.

With this information, in addition to our internal expertise and knowledge of the location of the mill and the products it produces, Enviva can evaluate each supplier's ability to provide fiber that meets the SBP Feedstock Standard. Enviva works with its residual suppliers to ensure the data they have provided is complete and accurate, and will regularly check to ensure they are providing the material they have reported. In addition to an initial visit before signing a contract with a residual supplier to verify their operations and products are as-stated, Enviva can monitor the incoming products to ensure they are consistent with the data submitted annually in the Residual Supplier Data Sheet. Further, this data collection and monitoring process is now a part of Enviva's SBP implementation program, and thus is checked annually during audits. Currently, all of Enviva's residual suppliers have returned completed Residual Supplier Data Forms, and so Enviva has all the data to properly assess each suppliers supply chain, and to incorporate their source area into its SBE, to ensure it is SBP-Compliant.

2.2 Actions taken to promote certification amongst feedstock supplier

Enviva is third party certified in the three major chain of custody systems (FSC, PEFC, and SFI). Enviva also maintains certification under the SFI Fiber Sourcing Program. SFI Fiber Sourcing requires Enviva to promote responsible forestry activities and certification to our suppliers. Our staff are actively involved in the SFI Implementation Committees in Virginia and North Carolina which are groups of SFI companies that work together to elevate forestry operations on-the-ground.

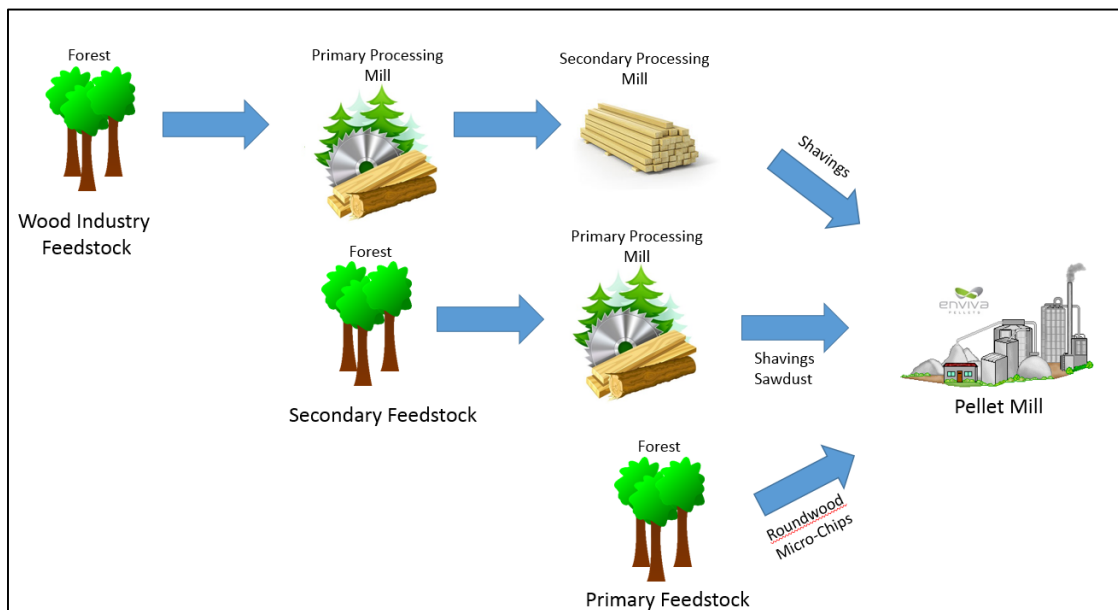
Enviva actively pursues feedstock from certified sources to encourage those landowners to maintain and expand their certified holdings. Enviva also financially supports the American Tree Farm System and has an Independent Management Group under ATFS which was created in 2015. We have staff devoted to working with landowners to recruit them either into our group or the state program, by assisting them with writing management plans and preparing for audits.

2.3 Final harvest sampling programme

Enviva's Track & Trace data show that during this reporting period, roundwood delivered to the Sampson mill from final fellings in 40+ year age class forests, came from harvests from which Enviva received an average of 27% of the total harvest volume.

2.4 Flow diagram of feedstock inputs showing feedstock type

Figure 4 Typical Process Flow Chart



2.5 Quantification of the Supply Base

Supply Base (data sources; a, b & c (USDA Forest Service, 2015))

- a. Total Supply Base area (ha): 10.8 million hectares of timberland in entire supply base (primary and secondary fiber). Primary fiber sourcing region contains 3.3 million hectares timberland.
- b. Tenure by type in the entire supply base (ha):

Table 3 Sampson Supply Base Ownership Data

Ownership type	Hectares	% of Total
National forest (11)	152,394	1%
National Park Service (21)	22,966	0%
Fish and Wildlife Service (23)	163,398	2%
Department of Defense or Energy (24)	191,099	2%
Other federal (25)	2,435	0%
State (31)	422,405	4%
Local (county, municipal, etc.) (32)	151,108	1%
Undifferentiated private (46)	9,749,478	90%
Total	10,855,282	100%

- c. Forest by type in the entire supply region (ha):

Table 4 Sampson Supply Base Major Forest-type Data

Forest-type groups	Hectares	% of Total
White / red / jack pine group (100)	18,661	0%
Longleaf / slash pine group (140)	255,065	2%
Loblolly / shortleaf pine group (160)	4,043,953	37%
Other eastern softwoods group (170)	20,017	0%
Oak / pine group (400)	1,471,474	14%
Oak / hickory group (500)	3,304,844	30%
Oak / gum / cypress group (600)	1,234,276	11%
Elm / ash / cottonwood group (700)	370,798	3%
Maple / beech / birch group (800)	5,552	0%
Other hardwoods group (960)	8,609	0%
Exotic hardwoods group (990)	12,669	0%
Nonstocked (999)	109,363	1%
Total	10,855,282	100%

d. Forest by management type in the entire supply base (ha):

- Mixed hardwoods comprise 59% of the forested hectares. With the exception of the small amount (12,669 ha) of exotic hardwoods, these forests are typically naturally managed, meaning they are left to regenerate and grow on their own, without interventions such as herbicides or thinning.
- The remaining 41% of forests are softwood. Overall, although many pine stands are “planted” they are not intensively managed plantations with little or no understory; instead, once established they are left to grow and routinely have a hardwood dominated understory. Therefore, it is difficult to determine the exact percentage of true plantations in the region.

e. Certified forest by scheme (ha): (e.g. hectares of FSC or PEFC-certified forest)

- SFI: 722,000 ha (Alvarez, 2007)
- FSC: 122,000 ha (Alvarez, 2007)
- ATFS: 16,400 ha (from proprietary ATFS database)

Feedstock

f. Total volume of Feedstock: 379, 910 metric tonnes

g. Volume of primary feedstock: 379, 910 metric tonnes

h. Percentage of primary feedstock (g), by the following categories. Subdivide by SBP-approved Forest Management Schemes:

- Forest Stewardship Council: 0.0%
- Program for the Endorsement of Forest Certification: 2.0%
- Not certified to an SBP-approved Forest Management Scheme: 98.0%

i. All species in primary feedstock, including scientific name

Table 5 Primary Feedstock Species

Common name	Scientific name	Common name	Scientific name	Common name	Scientific name
American beech	<i>Fagus grandifolia</i>	Live oak	<i>Quercus virginiana</i>	Slash pine	<i>Pinus elliottii</i>
American elm	<i>Ulmus americana</i>	Loblolly pine	<i>Pinus taeda</i>	Souther red oak	<i>Quercus falcata</i>
Atlantic white cedar	<i>Chamaecyparis thyoides</i>	Longleaf pine	<i>Pinus palustris</i>	Sugar maple	<i>Acer saccharum</i>
Black cherry	<i>Prunus serotina</i>	Northern red oak	<i>Quercus rubra</i>	Swamp chestnut oak	<i>Quercus michauxii</i>
Black gum	<i>nyssa sylvatica</i>	Overcup oak	<i>Quercus lyrata</i>	Sweet gum	<i>Luquidambar styraciflua</i>
Black jack oak	<i>Quercus marilandica</i>	Pecan	<i>Cayra illinoensis</i>	Sycamore	<i>Plantanus occidentalis</i>
Black oak	<i>Quercus velutina</i>	Persimmon	<i>Diospyros virginiana</i>	Virginia pine	<i>Pinus virginiana</i>
Black walnut	<i>Juglans nigra</i>	Pond pine	<i>Pinus serotina</i>	Water oak	<i>Qurecus nigra</i>
Cherry bark oak	<i>Qurecus pagoda</i>	Post oak	<i>Quercus stellata</i>	Water tupelo	<i>Nyssa aquatica</i>
Chinkapin oak	<i>Qurecus muehlenbergii</i>	Red maple	<i>Acer rubrum</i>	White ash	<i>Fraxinus americana</i>
Green ash	<i>Fraxinus pennsylvanica</i>	River birch	<i>Betula nigra</i>	White gum	<i>Eucalyptus wandoo</i>
Hackberry	<i>Celtis occidentalis</i>	River oak	<i>Casuarina cunninghamiana</i>	White oak	<i>Quercus alba</i>
Hickory	<i>Carya spp.</i>	Shortleaf pine	<i>Pinus echinata</i>	Willow oak	<i>Quercus phellos</i>
Holly	<i>Ilex opaca</i>	Shumard oak	<i>Quercus shumardii</i>	Winged elm	<i>Ulmus alata</i>
Laurel oak	<i>Quercus laurifolia</i>			Yellow poplar	<i>Liridendron tulipifera</i>

- j. Volume of primary feedstock from primary forest: 0.0 metric tonnes
- k. List percentage of primary feedstock from primary forest (j), by the following categories. Subdivide by SBP-approved Forest Management Schemes:
 - Primary feedstock from primary forest certified to an SBP-approved Forest Management Scheme: 0.0
 - Primary feedstock from primary forest not certified to an SBP-approved Forest Management Scheme: 0.0
- l. Volume of secondary feedstock: 0% of the total sourced delivered as chips and dust or pine chips, dust or shavings. The feedstock is delivered from within the defined supply base as mapped in section 2.1.
- m. Volume of tertiary feedstock: 0%.

3 Requirement for a Supply Base Evaluation (SBE)

SBE completed	SBE not completed
X	<input type="checkbox"/>

Enviva has chosen to complete an SBE because there currently is no SBP-endorsed Regional Risk Assessment (RRA) in the United States. Enviva’s SBE was independently reviewed by RS Berg and Associates, an expert consultant who has decades of experience in the forestry industry and provides services to numerous forest companies in meeting sustainability requirements.

4 Supply Base Evaluation

4.1 Scope

Enviva maintains a third party PEFC Chain of Custody including a Due Diligence System (DDS) and an FSC Controlled Wood Risk Assessment that provides the necessary level of confidence needed to claim all of its feedstock is SBP-controlled at a minimum. Enviva completed a SBE in order to ensure that all material is SBP-compliant. Enviva's SBE includes the sources of its primary and secondary material. The Enviva SBE in conjunction with conformance to the SBP Chain of Custody Standard provides confidence that the products produced by Enviva are SBP-compliant.

Because there is no SBP approved risk assessment in the US, Enviva followed the guidance set forth in SBP Standard 1: Feedstock Compliance Standard and Instruction Note 1A: Instructions for the development of Locally Applicable Verifiers (LAV). The LAV's used were included in Enviva Sampson's stakeholder consultation to determine if others felt the LAV's offered as support were reasonable. The results of the stakeholder consultation were used in the development of the supply base evaluation and can be found in Section 6.

4.2 Justification

Only a small proportion of feedstocks is sourced from SBP-approved certification programs, therefore Enviva completed a SBE to meet the requirements for SBP-compliant material. Enviva did not modify any indicators. For the indicators which are not already covered by our existing certifications, Enviva used a number of LAVs to support either risk determinations or mitigation measures, including:

- [Draft FSC US National Risk Assessment](#)
- All applicable Federal & state laws, including environmental laws, and occupational health and safety laws
- BMP implementation reports
- State Natural Heritage programs
- Maps and data regarding high conservation values
- Supplier contracts
- Residual Supplier Reporting Form
- Enviva's Track and Trace program

4.3 Results of Risk Assessment

Each criterion was evaluated and measured against the SBP Criteria, Enviva's existing forest certification and chain of custody programs, the DRAFT FSC NRA (1.0), and associated LAVs. The supply base evaluation was peer reviewed by RS Berg & Associates. Enviva identified four criteria which has "specified risk," however via associated mitigation measures Enviva can subsequently designate all indicators as "low risk."

4.4 Results of Supplier Verification Programme

No indicators were defined as unspecified risk so therefore a Supplier Verification Program (SVP) is not required.

4.5 Conclusion

Enviva has completed a robust supply base evaluation and fully meets the SBP requirements. All criteria have been fully evaluated and appropriate procedures and controls are in place to ensure successful management. As described above, Enviva has an extremely sophisticated data collection and monitoring program which supports the conclusions and actions in the risk assessment. Senior management is fully engaged and involved in the success of SBP Standard conformance. Enviva has a well-qualified and knowledgeable staff whom are capable of maintaining process control to achieve conformance to the SBP Standards. Each criterion has specific controls (e.g. contractual, field verification, supplier data requests) to provide Enviva with the best level of confidence to ensure conformance to the criteria included in the SBP Standard.

5 Supply Base Evaluation Process

The Wilmington Procurement Region, including all sources of fiber (primary and potential secondary) consists of 175 counties in the coastal plains and piedmont regions of North Carolina, Virginia and South Carolina. The Sampson supply base area is a subset of the Wilmington Procurement Region. Data from Enviva's Track & Trace Program and other monitoring programs are reviewed annually to ensure the appropriate supply base area is included in the risk assessment. Using all these data sources, Enviva has mapped its supply base for both primary and potential secondary feedstock inputs for its facility. According to the USFS FIA database the total forested Wilmington supply base area is 10,855,282ha and all are considered temperate forest.

Enviva used the Draft FSC US Controlled Wood National Risk Assessment (NRA) (v0.1) along with its third party certified PEFC/SFI Due Diligence System and FSC Controlled Wood Risk Assessment as the basis for the SBE. The FSC NRA is being developed as a collaborative process between conservation groups, forestry companies and scientific organizations. Enviva believes this is the best and most comprehensive source of information regarding where the most risk to high conservation values exist. Various third party data sources were also used for research in the region, such as: FSC High Conservation Area Mapping tool, The Nature Conservancy website, United States Geological Survey, United States Fish & Wildlife Service, United States Census Bureau and Databasin. Further, Enviva commissioned NatureServe to perform a ranking exercise for priority bottomland areas. Results from the stakeholder consultation were considered and incorporated if relevant to the supply area. The supply base evaluation was completed internally by qualified individuals and peer reviewed by RS Berg and Associates. These findings along with the corresponding mitigation measures were part of the risk assessment and evaluation process used by Enviva in completing the SBE.

Enviva uses a third party-audited Track & Trace Program to conduct field sampling to ensure on the ground conformance of the primary suppliers. Random suppliers and tracts are evaluated against a set standard of criteria, scored and ranked to help Enviva make decisions as to the effectiveness of its efforts to ensure conformance to the SBP Standards. As described earlier, Enviva used data supplied by its secondary suppliers to ensure their raw materials also were incorporated into the SBE and that it meets the SBP Feedstock Compliance Standard.

Lastly, as explained previously, Enviva engaged the US Endowment for Forestry and Communities to evaluate the Wilmington supply base area to determine other areas of high conservation value. The Endowment consulted with leading independent academics and environmental organizations and identified four specific bottomland priority forest types; cypress-tupelo swamps, Atlantic white cedar stands, Pocosins and Carolina bays. These areas were considered, in addition to the areas identified in the FSC NRA, as areas where there is risk to high conservation values. Enviva's implementation of its HCV assessment process for potential priority forests types, as already discussed, guides Enviva's purchasing decisions in the Sampson supply base area.

6 Stakeholder Consultation

6.1 Response to stakeholder comments

Enviva completed an initial stakeholder consultation on its draft SBE for the Sampson mill, which began on May 6, 2016 and ended on June 5, 2016. Enviva circulated its draft SBE directly to over 50 stakeholders, representing local and national ENGOs, state and federal agencies, academics, landowners and timber producers, who may have interest in our operations in the Wilmington supply base area. Enviva received no responses to its public consultation. A list of the stakeholders contacted is below, along with their areas or operations or interest.

Organization	States Covered
25 X 25	US
360 Forest Products	NC, SC
American Birds Conservancy	US
American Forest & Paper Association	US
Canal Wood LLC	NC, SC
Claybourn Walters Logging	NC, SC
Clemson University	SC
Corbett Timber Company	NC
Dogwood Alliance	SE US
Duke University	NC
Environmental Defense Fund	NC/SC
National Alliance of Forest Owners	US
National Association of State Foresters	US
National Council for Air and Stream Improvement	US
National Resources Defense Council	US
National Wild Turkey Federation	US
National Wildlife Foundation	US
NC ProLogger/NC Forestry Association	NC
North Carolina ATFS	NC
North Carolina Bioenergy Council	NC
North Carolina Coastal Land Trust	NC
North Carolina Forest Service D10	NC
North Carolina Forest Service D11	NC
North Carolina Forest Service D13	NC
North Carolina Forest Service D5	NC
North Carolina Forest Service D6	NC
North Carolina Forest Service D7	NC

Organization	States Covered
North Carolina Landowners Association	NC
North Carolina Native Plant Society	NC
North Carolina Society of American Foresters Chapter	NC
North Carolina State University	NC
North Carolina Wildlife Federation	NC
North Carolina/Virginia Association of Consulting Foresters	NC
Oak Ridge National Laboratory	SE US
Partnership for Southern Forest Conservation	SE US
Pinchot Institute	US
Resource Management Services	SC
South Carolina American Tree Farm System Chapter	SC
South Carolina Forestry Association	SC
South Carolina Forestry Commission	SC
South Carolina Forestry Commission	SC
South Carolina Forestry Commission	SC
South Carolina Landowners Assoc	SC
South Carolina Society of American Foresters	SC
South Carolina Wildlife Federation	SC
Southern Environmental Law Center	US
The Campbell Group	SE US
The Conservation Fund	US
The Nature Conservancy of South Carolina	SC
Tri-State Land & Timber	NC, SC
Trust for Public Land	US
Weyerhaeuser	SE US
Wildlife Management Institute	US
World Wildlife Federation	US

In advance of the 2017 Surveillance Audit, Enviva did not need to conduct another stakeholder consultation as the supply base area did not change.

7 Overview of Initial Assessment of Risk

Enviva maintains third party certified chain of custody systems in the three major schemes (FSC, PEFC & SFI), which sufficiently support most of the SBP criteria. The company also maintains a third party certified SFI Fiber Sourcing Program that addresses many concerns such as conservation of biodiversity, contractual requirements for the use of forestry Best Management Practices (BMP's), logger training, legal and regulatory compliance, research support, community and landowner outreach, public communication and management review. Further, our proprietary Track & Trace program is third-party audited to ensure credibility in our data collection. Last, Enviva commissioned NatureServe to perform a ranking exercise for priority bottomland areas. The NatureServe maps assist the Enviva foresters in understanding where the greatest risk of sourcing from ecologically sensitive bottomland forests will occur. The Wilmington supply base area is located in the United States where there is a strong legal system, with federal & state laws and regulations that are well enforced. Enviva used LAV's developed in accordance with SBP Advice Note 1A to ultimately lead to low risk designations on all legality aspects of the risk assessment. As described in Section 5, Enviva used various credible third party data sources to determine the risk level for the criterion beyond the scope of its Chain of Custody (CoC) system such as the FSC US Controlled Wood Risk Assessment – DRAFT (v 0.1), FSC High Conservation Area Mapping tool, The Nature Conservancy, United States Geological Survey, United States Fish & Wildlife Service, United States Census Bureau and Databasin web mapping tool.

Enviva engaged the US Endowment for Forestry and Communities to evaluate its catchment areas to determine other areas of high conservation value. The Endowment consulted with leading independent academics and environmental organizations and identified four specific bottomland priority forest types; cypress-tupelo swamps, Atlantic white cedar stands, Pocosins and Carolina bays. The [Enviva Forest Conservation Fund](#) website contains information regards each bottomland forest type. Enviva has committed five million dollars over a ten year period to fund conservation efforts targeting these forest types. The fund is administered by the US Endowment for Forestry and Communities.

All tracts in sensitive bottomland areas are assessed using the Enviva Forest Conservation Program HCV Tract Approval process to ensure conformance to the bottomland forest type policy. The process requires Enviva foresters and our suppliers to work together to determine if a potential harvest site is within a HCV area by using the GPS coordinates to overlay harvest sites on maps containing HCV map data (e.g. aerial photos, HCV shapefiles and data sets, etc.). Tracts that could potentially fall within the four identified forest types require the completion of an internal Forest Conservation Program HCV Tract Approval form. This form and attached data are reviewed by Enviva leadership to ensure harvest sites do not contradict Enviva policies. If sites are determined to be too sensitive Enviva will not receive fiber from the location, educate the supplier as to why we feel the site is special and encourage the supplier to work with the forest owner to conserve the site.

Table 6 Initial Risk Assessment Rating of SBP Indicators

Indicator	Initial Risk Rating		
	Specified	Low	Unspecified
1.1.1		X	
1.1.2		X	
1.1.3		X	
1.2.1		X	
1.3.1		X	
1.4.1		X	
1.5.1		X	
1.6.1		X	
2.1.1		X	
2.1.2	X		
2.1.3		X	
2.2.1		X	
2.2.2		X	
2.2.3	X		
2.2.4	X		
2.2.5		X	
2.2.6		X	
2.2.7		X	
2.2.8		X	
2.2.9		X	

Indicator	Initial Risk Rating		
	Specified	Low	Unspecified
2.3.1		X	
2.3.2		X	
2.3.3		X	
2.4.1		X	
2.4.2		X	
2.4.3		X	
2.5.1		X	
2.5.2		X	
2.6.1		X	
2.7.1		X	
2.7.2		X	
2.7.3		X	
2.7.4		X	
2.7.5		X	
2.8.1		X	
2.9.1		X	
2.9.2		X	
2.10.1		X	

8 Supplier Verification Programme

8.1 Description of the Supplier Verification Programme

Enviva has implemented a robust supply base evaluation including risk assessment and when necessary mitigation measures. Each criteria has been evaluated against the FSC US Controlled Wood Risk Assessment – DRAFT (v0.1) (“NRA”) and other appropriate locally available verifiers. Enviva maintains third party certified SFI Fiber Sourcing Program and a PEFC Chain of Custody including a DDS which supplements the supply base evaluation findings. Given the depth of detail of these documents no indicators are considered to be unspecified risk, and therefore a supplier verification program is not required

8.2 Site visits

All indicators in the SBE can be categorized and low risk or specified risk, based on evidence from the NRA, Enviva’s SFI Fiber Sourcing Program, PEFC Chain of Custody Due Diligence System, robust District of Origin processes for secondary feedstock and proprietary Track & trace Program for primary feedstock. Therefore, there is no need for supplier site visits to determine risk levels for any indicator in the SBE.

8.3 Conclusions from the Supplier Verification Programme

Not applicable

9 Mitigation Measures

Enviva identified three indicators that had specified risk and required mitigation measures. These are detailed below. Implementation of the following indicator specific mitigation measures permit Enviva to rate the risk of these indicators as 'low-risk'.

9.1 Mitigation measures

Indicator

2.1.2 The Biomass Producer has implemented appropriate control systems and procedures to identify and address potential threats to forests and other areas with high conservation values from forest management activities.

Risk Designation: Specified Risk

The FSC NRA designates certain control systems and procedures to identify and address potential threats to forests and high conservation value areas which are incorporated in Enviva's SBE/RA. Enviva's PEFC Chain of Custody Due Diligence System establishes the entire supply area contains no controversial sources so all of the fiber supply is SBP-controlled at a minimum. However, Enviva has knowledge that some bottomland hardwood areas in the supply region could be HCV forests. Since Enviva is striving to achieve SBP-compliant feedstock it has implemented additional controls around certain forest types. Enviva's consultation with The US Endowment for Forests and Communities identified four specific bottomland priority forest types; Cypress-tupelo swamps, Atlantic white cedar stands, Pocosins and Carolina bays. These areas were identified and mapped during the SBE/RA process as well. Enviva developed robust procedures to address potential negative impacts due to Enviva's fiber sourcing activities in the supply region.

Enviva purchases primary feedstock through supplier/vendor purchased tracts where the supplier/vendor has a harvesting agreement with the landowner. Enviva maintains a contract with the supplier/vendor which defines our expectations for how harvesting is to be conducted. Enviva's Track & Trace Program requires data collection such as species composition, stand age, harvest type, tract size, and GPS locations for all primary feedstock tracts prior to delivery. If the GPS location places the tract in one of three specific US Fish and Wildlife Wetlands Mapper water regime codes, meets the definition of a mature bottomland hardwood stand or contains a significant percentage of cypress the tract must be evaluated using the HCV Tract Approval process to determine if harvesting is the best outcome for the tract. If Enviva determines harvesting is not the best outcome for the tract then Enviva will not purchase fiber from that location.

Supplier/vendor purchased tracts, where the supplier/vendor who has a harvesting agreement with the landowner, make up the majority of primary feedstock purchases. Enviva maintains a contract with the supplier/vendor which defines our expectations for how harvesting is to be conducted. Harvesting contractors are trained in the use of state BMP's and harvest sites are monitored for BMP implementation, conformance to the harvest plan and any other tract-specific considerations.

Enviva partnered with the US Endowment for Forestry and Communities to determine if the Wilmington supply base area contains high conservation value bottomland forest types. This work identified four specific forest types of concern; Cypress tupelo swamps, Carolina bays, Pocosins and Atlantic white cedar stands. Enviva evaluated these forest types and developed the Enviva Forest Conservation Program HCV Tract Approval process. Enviva's Track & Trace requires data collection such as species composition, stand age, harvest type, tract size, and GPS locations for all primary feedstock tracts prior to delivery. If the GPS location places the tract in one of three specific US Fish and Wildlife Wetlands Mapper water regime codes, meets the definition of a mature bottomland hardwood stand or contains a significant percentage of

cypress the tract must be evaluated using the HCV Tract Approval process to determine if harvesting is the best outcome for the tract. Harvesting may be a best outcome for various reasons such as; poor forest health, insect infestations, or the adverse effects of previous high grading. If Enviva determines harvesting is not the best outcome for the tract then Enviva will not purchase fiber from that location.

Mitigation Measures:

Primary Feedstock

All vendor/producer tracts in bottomland areas are assessed using the Enviva Forest Conservation Program High Conservation Value Tract Approval process to ensure Enviva's procurement is not negatively affecting potential HCV sites. This process requires a site visit to conduct a field assessment to any potential source tract that meets the criteria described above. After the site assessment, Enviva will only agree to accept fiber from that source tract if it is determined that harvesting is the best possible outcome for that tract. This policy exceeds the minimum requirements for any CoC or DDS certification Enviva operates.

Vendors/producers are contractually required to implement appropriate BMP's. Enviva utilizes a proprietary Track & Trace Program to monitor tract information such as; BMP implementation rates, age, forest type, remaining woody ground cover, forest direct district of origin compliance and other valuable information concerning its wood supply. North Carolina, South Carolina and Virginia have active Divisions of Forestry that inspect harvesting sites to assist operators in implementing proper controls as well. Logger training programs also educate in the identification and protection of certain HCV areas.

Secondary Feedstock

While the Sampson mill does not currently purchase secondary feedstocks, Enviva maintains a process for gathering data about the supply base of suppliers of this material. If the Sampson mill intends to purchase secondary feedstock in the future, the procurement staff will implement the process as described here.

Secondary feedstock suppliers receive an initial visit prior to beginning deliveries, to verify their operations and products. All sawmill and wood industry suppliers are required to complete a Residual Supplier Reporting Form, providing Enviva with information on the source of their fiber as well as any certifications and species used. Enviva includes their supply areas in our supply base evaluation and provides each supplier with feedback on their supply area, noting any areas of risk that may be present. Enviva may choose to cease deliveries from a supplier which refuses to provide the necessary data for us to properly include their supply area in our risk assessment. Enviva contacts each sawmill and wood industry supplier annually to ensure their data is accurate. An example of the reporting sheet is in Appendix I.

With this information, in addition to our internal expertise and knowledge of the location of the mill and the products it produces, Enviva can evaluate each supplier's ability to provide fiber that meets the SBP Feedstock Standard. Enviva works with its secondary suppliers to ensure the data they have provided is complete and accurate, and will regularly check to ensure they are providing the material they have reported. In addition to an initial visit before signing a contract with a secondary supplier to verify their operations and products are as-stated, Enviva can monitor the incoming products to ensure they are consistent with the data submitted annually in the Residual Supplier Data Sheet. Further, this data collection and monitoring process is now a part of Enviva's SBP implementation program, and thus is checked annually during audits. Currently, all of Enviva's secondary suppliers have returned completed Residual Supplier Data Forms, and so Enviva has all the data to properly assess each suppliers supply chain, and to incorporate their source area into its SBE. Enviva will work proactively with its suppliers that fall into the "Controlled" category to achieve SBP-Compliant status via outreach, our Enviva Forest Conservation Program, mitigation measures when appropriate, and other measures as identified. Further, if a supplier is unwilling to provide Enviva with the data required to properly assess the risk of their supply chain, then Enviva may cease to purchase fiber from those sawmills in the future.

Indicator

2.2.3 The Biomass Producer has implemented appropriate control systems and procedures to ensure that there are key ecosystems and habitats are conserved or set aside in their natural state (CPET S8b).

Risk Designation: Specified Risk

The FSC US National Controlled Wood Risk Assessment DRAFT identified Intact Forest Landscapes as a specified risk west of the Mississippi River. These areas are defined as 500 acres or larger road less areas or large areas containing unique attributes. Three of these regions are identified east of the Mississippi with none included in the Wilmington region supply base.

The US has a strong network of protected areas through its National Park System, National & State forests, designated wildlife refuges, and the US Fish and Wildlife Service. The identification of large road less areas and all of the known large road less areas are under protection by the national or a state agency. And potential damage to these regions is a low risk.

There are no know primary forests in the Wilmington procurement region. There has been logging activity in the region starting in the 1600's producing lumber and masts for the English fleet (North Carolina Digital History, 2016). Around 1720 naval stores businesses moved into the Cape Fear region because of the abundant Longleaf pine stands (North Carolina Digital History, 2016) . Product such as turpentine, pitch and tar were used as wood preservatives for the wood ships of the period (North Carolina Digital History, 2016). The likelihood of finding Type 1 or Type 2 old growth forests in the Wilmington procurement region is low.

Native longleaf pine savannas are identified as Priority Forest Types (PFT), particularly for Central Alabama, Florida Panhandle and Cape Fear Arch critical biodiversity areas. With respect to longleaf pine savannas that may fall within Enviva's supply base, the State of North and South Carolina have active programs to restore longleaf pine ecosystems, in conjunction with private conservation organizations such as the Nature Conservancy and the Conservation Fund. Organizations like the Longleaf Alliance report that the acreage in longleaf forest has increased across the Southeast region from 2.8 million acres in the 1990's to approximately 3.2 million acres. More information on the Longleaf Alliance and the status of recovery efforts are available at The Longleaf Alliance website (The Longleaf Alliance, 2016).

Mesophytic cove sites: Mesophytic cove sites are diverse closed canopy hardwood forest occurring on mesic, sheltered sites (coves). In addition to a very diverse flora, mesophytic coves provide habitat for rare animal species with limited ranges like the cerulean warbler and crevice salamander. The major threat to mesophytic cove sites is conversion to non-forest uses or other forest types (e.g. white pine).

Specified risk:

In the Wilmington procurement region these sites are largely controlled by national and state agencies and are on the fringe of the western fringe supply area and generally fall outside of an economic hauling radius. The likelihood of a raw material delivery from a mesic site reaching an Enviva Wilmington region facility is low. Thus, there is low risk that Enviva's procurement could negatively impact these sites.

Native Spruce-Fir Forests: Comprised of native Red spruce and Frasier fir, these habitats occur on Appalachian mountaintops, generally above 4,500 feet in elevation. They are a rare boreal forest type that is isolated from other boreal forests types, and provide necessary habitat to endemic high-elevation species.

Specified risk:

As with mesic sites, Native Spruce-Fir Forests exist in the far western region of the Wilmington procurement region and generally fall outside an economic hauling radius. The sites are generally owned or controlled by national and state agencies. The likelihood of a raw material delivery from a Native Spruce-Fir site reaching an Enviva Wilmington facility is low. Thus, there is low risk that Enviva's procurement could negatively impact these sites.

Late successional bottomland hardwoods: Stand conditions of late successional bottomland hardwoods are extremely diverse and variable, and can be affected by minor changes in hydrology. Woody species diversity is comparable to the most diverse upland forests in the US. Several species groupings are considered bottomland hardwoods including mixed hardwoods and cypress-tupelo. Much of the original bottomland hardwood in the US has been cleared for agriculture, particularly in the Mississippi valley.

Specified risk:

These sites may exist in the Wilmington procurement region. The potential impact of a poorly executed harvest could be high. Given the timber harvesting history of the region the likelihood of Enviva receiving raw material from a stand meeting the definition of late successional is moderate. Many older stands of bottomland hardwood are under protection by the state and federal government, private ownerships and easements such as with The Nature Conservancy.

Mitigation Measure

All tracts will be assessed using the Enviva Forest Conservation Program High Conservation Value Tract Approval process to ensure conformance with Enviva's commitment to protect these special forest types. Due to the combination of the efforts of outside groups to protect these sites, and Enviva's HCV assessment process as described previously, the risk of Enviva's procurement negatively impacting these sites is low.

Native Longleaf pine savanna: Once one of the most widespread forest types in the US, longleaf pine savannah has been reduced to 3% of its original range. Associated with particularly high animal and plant diversity, including RTE species, longleaf pine savannah is responsible in part for the high biodiversity associated with the central Alabama, Florida panhandle and Cape Fear Arch critical biodiversity areas. Longleaf pine savannah is also directly associated with Red Cockaded Woodpecker and Gopher Tortoise priority T & E species.

Specified risk:

These sites are known to exist in the Wilmington procurement region. Native longleaf pine stands or savannahs as defined in the FSC US Controlled Wood National Risk Assessment DRAFT are rare. The likelihood of Enviva receiving raw material from a longleaf sites is moderate given the nature of such stands having little to no hardwood understory and the higher value use of the pine for lumber. All of the Southeastern States have Forestry Assessments and Strategies, as well as Wildlife Action Plans. Federal and State legislation such as the Endangered Species Act and the Clean Water Act are policed effectively.

Mitigation Measure

Enviva, requires all suppliers of raw material adhere to all applicable laws and regulations and employ BMPs during harvest. Enviva also requires the use of trained loggers, which have completed training on BMPs, T&E species, identification of special sites, and more. Enviva will not contract with companies exhibiting poor performance, nor will Enviva purchase from a natural longleaf stand that is being converted to another forest type or to non-forest. The risk of Enviva's procurement will negatively impact these sites is low.

Indicator

2.2.4 The Biomass Producer has implemented appropriate control systems and procedures to ensure that biodiversity is protected (CPET S5b).

Risk Designation: Specified Risk

According to the FSC US Controlled Wood National Risk Assessment – DRAFT (v0.1) the following biodiversity concerns exist in the supply region;

Montane Longleaf Pine & Longleaf Pine Habitat Specified Risk

Montane longleaf pine occurs in the rolling topography on the outside edge of the Coastal Plain and is similar to other Longleaf Pine ecosystems that provide a wide range of biodiversity values closely associated with native plant diversity. Enviva Sampson supply base area lies within the natural range of Longleaf Pine. This area has been defined by the Nature Conservancy as an area of specified risk for biodiversity within the draft FSC US Controlled Wood National Risk Assessment. The rich biodiversity associated with the Longleaf Pine ecosystem is a key component of this assessment of high conservation value. The open stands and abundant native groundcover present in the Longleaf ecosystem provide optimal habitat for the Red-Cockaded Woodpecker and the Gopher Tortoise.

The historical presence of fire in this area defined the range of Longleaf Pine and created the Montane Longleaf Pine ecosystem. As the population of this area increased and fire was withheld from the forest, the Longleaf ecosystem began a sharp decline to 3% of its original range. Further loss of this habitat could harm the species that depend upon this ecosystem.

Landscape Level Mitigation Measures:

A variety of federal, state, and private entities have led the push for Longleaf reforestation and ecosystem restoration. In order for Longleaf restoration efforts to be successful, private landowners must be assured that planting Longleaf Pine is a sensible investment. A strong market for Longleaf Pine products is an essential component of any successful Longleaf reforestation effort. The Longleaf Alliance is the regional leader in Longleaf Pine management and restoration and they recognize that markets are an important catalyst for their objectives “Current markets make longleaf management more attractive than ever.” (<http://www.longleafalliance.org>). By accepting Longleaf Pine, Enviva Sampson and other local mills provide the financial incentive needed to fuel Longleaf reforestation. Occasionally Longleaf Pine is planted beyond its previously defined range and in soils that are not optimal for survival and growth. Landowners that are faced with this situation may opt to replace the Longleaf with a more ecologically suited species without impacting the overall Longleaf ecosystem. Enviva will not source from natural longleaf stands that are being converted to another forest type. Enviva is a Corporate Conservation Partner of the Longleaf Alliance.

A variety of federal, state, and private entities have led the push for Longleaf reforestation and ecosystem restoration in this area. In order for Longleaf restoration efforts to be successful, private landowners must be assured that planting Longleaf Pine is a sensible investment. A strong market for Longleaf Pine products is an essential component of any successful Longleaf reforestation effort. The Longleaf Alliance is the regional leader in Longleaf Pine management and restoration and they recognize that markets are an important catalyst for their objectives “Current markets make longleaf management more attractive than ever.”(<http://www.longleafalliance.org>). By accepting Longleaf Pine, Enviva Sampson and other local sawmills provide the financial incentive needed to fuel Longleaf reforestation.

Mitigation Measures: When harvesting operations occur in and around Longleaf ecosystems, procedures are in place to protect those species closely associated with this habitat. Protection of the Red-Cockaded Woodpecker exist in the form of the U.S. Endangered Species Act. Logger training programs also educate producers in the identification and protection of threatened and endangered species and HCV areas.

Tract Level Mitigation Measures: When harvesting operations occur in and around Longleaf ecosystems, procedures are in place to protect those species closely associated with this habitat. Protection of the Red-Cockaded Woodpecker exist in the form of the U.S. Endangered Species Act, and many states have guidelines for protecting the gopher tortoise. Given the gopher tortoise natural range the likelihood of Enviva Sampson receiving fiber from a tract with a gopher tortoise burrow is low.

Monitoring: In addition to tract monitoring audits conducted during harvest operations, Enviva monitors Longleaf Pine habitats at the landscape level. The Longleaf Alliance web site (<http://www.longleafalliance.org/>) contains a variety of publications useful for monitoring Longleaf Pine restoration efforts in this area. One of the most comprehensive sources for information about on-the-ground restoration activities is the Longleaf Partnership Council annual Range-wide Accomplishment Report 2014 Accomplishment Report. Information from these locations will be monitored annually to determine any changes to Enviva's risk rating for HCV values within Longleaf Pine ecosystems. The Wilmington Risk Assessments and Supply Base Evaluation will be updated as needed.

Karst Habitat: There are numerous areas of high aquatic and terrestrial biodiversity in the karst habitats of the Appalachians. The aquatic resources include fresh water mussels, fish and insects. The karst systems are rich with endemic and globally rare fishes, insects and cave invertebrates. The Clinch, Powell and Duck rivers are just a few of the nationally important river systems in the region. Sediment from poor logging practices and improperly constructed and maintained roads are the primary potential forestry related threats.

Specified risk: In the Wilmington supply base area these sites are largely controlled by national and state agencies and are on the fringe of the western fringe supply area and generally fall outside of an economic hauling radius. The potential impact of a poorly executed harvest could be high but the likelihood of a raw material delivery from a karst site reaching an Enviva Sampson facility is low.

Mitigation measures: Stands that are harvested under the control of Enviva will be managed to preserve diversity and structure. A portion will left protected to preserve late successional elements. Enviva will provide education and assistance to any supplier harvesting on a mesic site. In either case state forest BMP's will be followed. There are known Karst habitats outside of the Appalachian Eco region and in the Wilmington supply base area. Proper forestry BMP's are required by contract and these areas are considered low risk.

9.2 Monitoring and outcomes

The Enviva Forest Conservation Fund is administered by the US Endowment for Forests and Communities. Success of the fund will be reported on a yearly basis. Enviva has released a policy statement to all suppliers and its proprietary Track & Trace Program will ensure that feedstock delivered to our mills meets our expectations with regards to sustainability and the SBP requirements. Enviva employs contractual mechanisms, an SFI Fiber Sourcing Program, FSC/PEFC/SFI Chains of Custody Programs and Track & Trace to ensure conformance and monitoring.

Through Enviva's Track & Trace Program and HCV assessment process, Enviva is continually monitoring the activities in the supply base and can identify any areas of concern. Through full implementation of these programs, Enviva can ensure the Sampson mill is supplied with fiber that meets the sustainability expectation of the SBP Program.

10 Detailed Findings for Indicators

See Annex 1

11 Review of Report

11.1 Peer review

As stated previously, the Sampson SBE was independently peer-reviewed by a Scott Berg, R. S. Berg & Associates, Inc. who has more than thirty five years' experience in the forest, paper and bio-energy industries and has worked with over 220 organizations in understanding their options and achieving certification to the Standard(s) of their choice. Scott Berg is a trained ISO 14001 EMS Lead Auditor and has over thirty five years in the forest and paper industry working for national and regional trade associations. As the data compiled for this report is generated by the SBE process, further peer review is not required.

11.2 Public or additional reviews

Enviva maintains a third party audited SFI Fiber Sourcing Program, a proprietary Track & Trace program, as well as third party audited FSC/PEFC/SFI chains of custodies. All of these programs are reviewed internally and by our third party certifying bodies on an annual basis. The Supply Base Evaluation was developed internally by qualified personnel using credible third party data sources such as; Forest Stewardship Council, The Nature Conservancy, United States Forest Service, United States Department of Labor, United States Department of Environmental Protection, State Forest Service Divisions, NatureServe, National Council for Air and Stream Improvement among others. The SBE was also distributed to over 50 stakeholders as part of the public consultation in 2016.

12 Approval of Report

Approval of Supply Base Report by senior management			
Report Prepared by:	<i>Don Grant</i>	<i>Regional Manager, Sustainability & Certifications</i>	<i>May 26, 2017</i>
	Name	Title	Date
The undersigned persons confirm that I/we are members of the organisation’s senior management and do hereby affirm that the contents of this evaluation report were duly acknowledged by senior management as being accurate prior to approval and finalisation of the report.			
Report approved by:	<i>Jennifer Jenkins</i>	<i>Vice President and Chief Sustainability Officer</i>	<i>May 30, 2017</i>
	Name	Title	Date
Report approved by:	<i>Thomas Meth</i>	<i>Executive Vice President of Sales & Marketing</i>	<i>June 5, 2017</i>
	Name	Title	Date
Report approved by:	<i>John Keppler</i>	<i>Chief Executive Officer</i>	<i>June 5, 2017</i>
	Name	Title	Date

13 Updates

13.1 Significant changes in the supply base

There were no significant changes to the Sampson Supply Base Area

13.2 Effectiveness of previous mitigation measures

2.1.1 Enviva has leveraged its partnership with the US Endowment for Forestry and Communities to develop a better understanding of cypress – tupelo swamps, pocosins, Carolina bays and Atlantic white cedar stands. This additional information and implementation of ArcMap shapefiles related to these forest types have helped Enviva develop a much more granular set of maps.

2.1.2 Enviva has fully implemented its High Conservation Tract Approval process and secondary feedstock procedures. These two processes are industry leading and are impacting vendor tract selection and create improvements in determining the de minimus amount of SBP-controlled secondary feedstock.

2.2.3 Enviva's Forest Conservation Fund has already helped conserve four high conservation forest tracts in the mid-Atlantic region

2.2.4 Along with the progress identified in 2.1.2, Enviva continues to conduct on the ground site inspection to ensure our suppliers are following BMP's and other required regulations to ensure bio-diversity is protected.

13.3 New risk rating and mitigation measures

There are no changes in the risk ratings for any indicator and no new mitigation measures.

13.4 Actual figures of feedstock over the previous 12 months

Feedstock

- f. Enviva's Sampson Pellet Mill began operation mid-2016. The feedstock data is not for a full year of operations. Total volume of Feedstock: 379,910 metric tonnes
- g. Volume of primary feedstock: 379,910 metric tonnes
- h. Percentage of primary feedstock (g), by the following categories. Subdivide by SBP-approved Forest Management Schemes:
 - a. Forest Stewardship Council: 0.0%
 - b. Program for the Endorsement of Forest Certification: 2.0%
 - c. Not certified to an SBP-approved Forest Management Scheme: 98.0%

- i. All species in primary feedstock, including scientific name

Table 5 Primary Feedstock Species

Common name	Scientific name	Common name	Scientific name	Common name	Scientific name
American beech	Fagus grandifolia	Live oak	Quercus virginiana	Slash pine	Pinus elliottii
American elm	Ulmus americana	Loblolly pine	Pinus taeda	Souther red oak	Quercus falcata
Atlantic white cedar	Chamaecyparis thyooides	Longleaf pine	Pinus palustris	Sugar maple	Acer saccharum
Black cherry	Prunus serotina	Northern red oak	Quercus rubra	Swamp chestnut oak	Quercus michauxii
Black gum	nyssa sylvatica	Overcup oak	Quercus lyrata	Sweet gum	Luquidambar styraciflua
Black jack oak	Quercus marilandica	Pecan	Cayra illinoensis	Sycamore	Plantanus occidentalis
Black oak	Quercus velutina	Persimmon	Diospyros virginiana	Virginia pine	Pinus virginiana
Black walnut	Juglans nigra	Pond pine	Pinus serotina	Water oak	Qurecus nigra
Cherry bark oak	Qurecus pagoda	Post oak	Quercus stellata	Water tupelo	Nyssa aquatica
Chinkapin oak	Qurecus muehlenbergii	Red maple	Acer rubrum	White ash	Fraxinus americana
Green ash	Fraxinus pennsylvanica	River birch	Betula nigra	White gum	Eucalyptus wandoo
Hackberry	Celtis occidentalis	River oak	Casuarina cunninghamiana	White oak	Quercus alba
Hickory	Carya spp.	Shortleaf pine	Pinus echinata	Willow oak	Quercus phellos
Holly	Ilex opaca	Shumard oak	Quercus shumardii	Winged elm	Ulmus alata
Laurel oak	Quercus laurifolia			Yellow poplar	Liridendron tulipifera

- j.
- k. Volume of primary feedstock from primary forest: 0.0 metric tonnes
- l. List percentage of primary feedstock from primary forest (j), by the following categories. Subdivide by SBP-approved Forest Management Schemes:
 - a. Primary feedstock from primary forest certified to an SBP-approved Forest Management Scheme: 0.0
 - b. Primary feedstock from primary forest not certified to an SBP-approved Forest Management Scheme: 0.0
- m. Volume of secondary feedstock: 0% of the total sourced delivered as chips and dust or pine chips, dust or shavings. The feedstock is delivered from within the defined supply base as mapped in section 2.1.
- n. Volume of tertiary feedstock: 0%.

13.5 Projected figures of feedstock over the next 12 months

Enviva Sampson is in commissioning and working toward achieving full production capacity. The increased mill demand is reflected in the feedstock data of this section.

Feedstock

- f. Total volume of Feedstock: 1,089,000 metric tonnes
- g. Volume of primary feedstock: 1,089,000 metric tonnes
- h. Percentage of primary feedstock (g), by the following categories. Subdivide by SBP-approved Forest Management Schemes:
 - a. Forest Stewardship Council: 0.0%
 - b. Program for the Endorsement of Forest Certification: 3.0%
 - c. Not certified to an SBP-approved Forest Management Scheme: 97.0%

- i. All species in primary feedstock, including scientific name

Table 5 Primary Feedstock Species

Common name	Scientific name	Common name	Scientific name	Common name	Scientific name
American beech	Fagus grandifolia	Live oak	Quercus virginiana	Slash pine	Pinus elliottii
American elm	Ulmus americana	Loblolly pine	Pinus taeda	Souther red oak	Quercus falcata
Atlantic white cedar	Chamaecyparis thyoides	Longleaf pine	Pinus palustris	Sugar maple	Acer saccharum
Black cherry	Prunus serotina	Northern red oak	Quercus rubra	Swamp chestnut oak	Quercus michauxii
Black gum	Nyssa sylvatica	Overcup oak	Quercus lyrata	Sweet gum	Luquidambar styraciflua
Black jack oak	Quercus marilandica	Pecan	Cayra illinoensis	Sycamore	Plantanus occidentalis
Black oak	Quercus velutina	Persimmon	Diospyros virginiana	Virginia pine	Pinus virginiana
Black walnut	Juglans nigra	Pond pine	Pinus serotina	Water oak	Qurecus nigra
Cherry bark oak	Qurecus pagoda	Post oak	Quercus stellata	Water tupelo	Nyssa aquatica
Chinkapin oak	Qurecus muehlenbergii	Red maple	Acer rubrum	White ash	Fraxinus americana
Green ash	Fraxinus pennsylvanica	River birch	Betula nigra	White gum	Eucalyptus wandoo
Hackberry	Celtis occidentalis	River oak	Casuarina cunninghamiana	White oak	Quercus alba
Hickory	Carya spp.	Shortleaf pine	Pinus echinata	Willow oak	Quercus phellos
Holly	Ilex opaca	Shumard oak	Quercus shumardii	Winged elm	Ulmus alata
Laurel oak	Quercus laurifolia			Yellow poplar	Liridendron tulipifera

- j. Volume of primary feedstock from primary forest: 0.0 metric tonnes
- k. List percentage of primary feedstock from primary forest (j), by the following categories. Subdivide by SBP-approved Forest Management Schemes:
 - a. Primary feedstock from primary forest certified to an SBP-approved Forest Management Scheme: 0.0
 - b. Primary feedstock from primary forest not certified to an SBP-approved Forest Management Scheme: 0.0
- l. Volume of secondary feedstock: 0% of the total sourced delivered as chips and dust or pine chips, dust or shavings. The feedstock is delivered from within the defined supply base as mapped in section 2.1.
- m. Volume of tertiary feedstock: 0%.

References

- Alvarez, M. (2007). *The State of America's Forests*. Bethesda: Society of American Foresters.
- Chmura Economics & Analytics . (2013). *The Economic Impact of the Proposed Enviva Holdings, LP Investment in Sampson County, North Carolina*. Charlotte.
- Chmura Economics & Analytics. (2013). *The Economic Impact of the Enviva Southampton Plant in Virginia and North Carolina*.
- Chumura Economics & Analytics. (2013). *Economic Impact of the Proposed Enviva Holdings, LP Investment in Richmond County, North Carolina*. Richmond.
- Convention on International trade in Endangered Species of Wild Fauna and Flora. (2015, August). *CITES*. Retrieved from CITES Appendices: <https://www.cites.org/eng/app/index.php>
- Erye, F. H. (1980). Southern region forest. Forest cover types of the United States and Canada. (pp. 51-77). Washington DC: Society of American Foresters.
- Forest2Market. (2013). *Biomass Resource Study for Wood Pellet Plants in Hamlet, NC and Sampson, NC*. Charlotte: F2M.
- Forest2Market Inc. (2015). *Analysis of Harvest Trends in the Chesapeake Virginia Basin*. Charlotte: Forest2Market Inc.
- International Union for the Conservation of Nature. (2015, August). *The IUCN Red List of Threatened Species*. Retrieved from Red List: <http://www.iucnredlist.org/>
- Natural Resources Conservation Service, U. (2016, April). *Natural Resources Conservation Service*. Retrieved from Longleaf Pine Initiative: http://www.nrcs.usda.gov/wps/portal/nrcs/detailfull/national/programs/initiatives/?cid=nrcsdev11_023913
- North Carolina Department of Agriculture and Consumer Service. (2015, August). *North Carolina Forest Service*. Retrieved from Forest Development Program: http://www.ncforestservice.gov/Managing_your_forest/fdp.htm
- North Carolina Forestry Association. (March 2016). *NC Forest Data*. Retrieved from North Carolina Forestry Association: <https://www.ncforestry.org/nc-forest-data/>.
- South Carolina Forestry Commission. (2016, May). *South Carolina Forestry Commission*. Retrieved from <http://www.trees.sc.gov/>
- The Nature Conservancy. (2015, August). *The Nature Conservancy*. Retrieved from TNC Maps: http://maps.tnc.org/gis_data.html#TerrEcos
- United States Department of Labor. (2016, May). *Bureau of Labor Statistics*. Retrieved from Databases, Table & Calculators by Subject: <http://www.bls.gov/data/>
- United States Department of the Interior Geological Survey. (2015, August). *USGS*. Retrieved from Land Cover Trends Project: <http://landcover Trends.usgs.gov/main/eColIndex.html>

- US Department of Agriculture Forest Service. (2014, August). *USDA Unites States Forest Service Southern Research Station*. Retrieved from Timber Product Output (TPO) Reports: http://srsfia2.fs.fed.us/php/tpo_2009/tpo_rpa_int1.php
- US Department of Agriculture Forest Service. (2015, August). *USDA Forest Service*. Retrieved from Forest Inventory and Analysis National Program EVALIDator Version 1.5.05: <http://apps.fs.fed.us/Evalidator/evalidator.jsp>; 2012 Data
- Virginia Department of Forestry. (2015, August). *Virginia Department of Forestry*. Retrieved from Cost Share Programs: <http://www.dof.virginia.gov/costshare/index.htm>
- Virginia Department of Forestry. (March 2016). *Virginia Forest Facts*. Retrieved from Virginia Department of Forestry: <http://www.dof.virginia.gov/stateforest/facts/forest-facts.htm>.
- Virginia Polytechnic Institute and State University. (2015, August). *College of Natural Resources and Environment*. Retrieved from CeNRADS: <http://cenrads.cnre.vt.edu/research.html>

Appendix I Residual Supplier Letter and Reporting Form

Dear Valued Supplier:

As part of Enviva’s continued commitment to the practice of sustainable forestry, and in conjunction with our existing forestry certifications, we are reaching out to you to request your assistance in ensuring we have the most accurate data available regarding the extent of our fiber supply.

Enviva maintains chain-of-custody (CoC) under the Forest Stewardship Council™ (FSC), the Programme for the Endorsement of Forest Certification (PEFC) program and the Sustainable Forestry Initiative® (SFI) program. Enviva is also seeking certification under the Sustainable Biomass Partnership (SBP) program.

All four programs require Enviva to know the “district of origin” of all its wood fiber, including those that come from secondary sources, such as sawmills, in order to complete a detailed risk assessment of our entire fiber supply region. Enviva defines the district of origin at the county level.

As part of this process, we are seeking general information on your catchment area and the district of origin for your raw materials. This information will be used as evidence of Enviva’s knowledge of our existing supply base and the district of origin of our residual inputs. Therefore, we respectfully ask you to take a few minutes to complete the attached form, which will provide us with the information we need from your facility.

As a part of this process, we will use the data you provide us to fill in any gaps in our risk assessment. While you are not required to alter your operations at all, if we find your supply area may overlap with identified areas of risk (as defined by our certification programs), we will provide you with the outcomes of the risk assessment for your records. Should you wish to implement any mitigation measures suggested, please do let us know.

Further, we would like to make you aware that for as long as you supply material to Enviva, we will be contacting you annually to ensure we maintain accurate records of your supply area. If needed, a forester may also reach out to you by phone or email to verify the data you submitted.

Enviva assures you that the information you provide will be kept confidential and only shared with our contracted auditors, with whom we have confidentiality agreements. Your company name will never appear in connection with any conclusions in our risk assessment, nor in any public documents.

If you have any questions or concerns, please do not hesitate to contact me directly at the phone or email address below.

Thank You for your time and cooperation with this process.

Sincerely,

FORESTER

Phone:

Email:

Secondary Supplier District of Origin Data Request

Supplier Name: _____ Date: _____

Contact: _____

What is the catchment radius for your mill? (miles) _____

Do you source wood from outside the U.S.? Yes _____ No _____ If yes, please explain _____

Do you maintain certification under any CoC or SFI Fiber Sourcing programs? Yes ____ No ____ If yes, please list the type and certificate number(s) below:

Note: If you have a valid FSC, PEFC or SFI CoC you do not have to complete the rest of this form.

What species do you accept at your mill? (Attach list if necessary) _____

Are any non-native species accepted at your mill? Yes ____ No ____ If yes, please explain _____

At what level is the location of harvest documented for your raw material receipts? (check all that apply) County ____ Landowner ____ No Documentation _____

Other (Explain) _____

Do you require producers delivering to your mill to have valid logger training? Yes _____ No _____

Is there evidence of illegal logging within your procurement area? Yes ____ No ____ Unknown _____

Is there evidence of significant land conversion within your procurement area? Yes _____ No _____ Unknown _____

Is any of your primary fiber sourced from areas where High Conservation Values are threatened by forestry activities? Yes ____ No ____ Unknown ____ If yes, please explain _____

Do you have a Sustainability Policy? Yes ____ No ____ (Please provide a copy)

Annex 1: Detailed Findings for Supply Base Evaluation Indicators

	Indicator
1.1.1	The Biomass Producer’s Supply Base is defined and mapped.
Finding	Enviva’s Sampson mill supply base area is determined through information gathering efforts as outlined in an internal Feedstock Compliance Implementation Manual and includes counties from the coastal plains to the piedmont regions of North Carolina, South Carolina and Virginia. Data is entered into computer programs and are reviewed annually to ensure the appropriateness. Enviva maintains Forest Stewardship Council (FSC) and Programme for the Endorsement of Forest Certification (PEFC) Chain of Custody (CoC) certifications for its pellet mills. These certifications track fiber through the supply chain, while also ensuring unwanted sources of fiber do not enter the supply chain.
Means of Verification	<ul style="list-style-type: none"> a. ENV-COC-02 CS Procedure b. ENV-COC-03 CS Risk Assessment
Evidence Reviewed	Internal region supply area map.
Risk Rating	<input checked="" type="checkbox"/> Low Risk <input type="checkbox"/> Specified Risk <input type="checkbox"/> Unspecified Risk at RA

	Indicator
1.1.2	Feedstock can be traced back to the defined Supply Base.
Finding	All fiber sources are tracked to the county level, at a minimum, through contracts with individual vendors/producers. All suppliers are required to sign agreements prior to delivering fiber to the Sampson mill. An internal software program is employed by the procurement staff to capture appropriate data. Enviva delivery documents linked to supply agreements are generated prior to delivery of feedstock and the district of origin and other essential information is captured and maintained. Enviva maintains FSC and PEFC CoC certifications for its pellet mills. These certifications track fiber through the supply chain, while also ensuring unwanted sources of fiber do not enter the supply chain.
Means of Verification	<ul style="list-style-type: none"> a. ENV-SFIS-01 Certified Sourcing Implementation Manual b. ENV-COC-01 Implementation Manual c. ENV-COC-02 CS Procedure d. ENV-COC-03 CS Risk Assessment e. Pellet Wood Contract

	<ul style="list-style-type: none"> f. SMS Turbo g. Track & Trace h. Internal District of Origin documentation
Evidence Reviewed	Internal documents to set up individual supplier and tract information, payment invoices, District of Origin forms and Chain of Custody procedure manuals.
Risk Rating	<input checked="" type="checkbox"/> Low Risk <input type="checkbox"/> Specified Risk <input type="checkbox"/> Unspecified Risk at RA

	Indicator
1.1.3	The feedstock input profile is described and categorised by the mix of inputs.
Finding	Sampson tracks purchased and consumed material by product type (roundwood, wood chips, residuals, etc.) and general species groupings of softwood or hardwood. Wood fiber is stored at the mill site by product/species and input verified by monthly inventory processes. Certified wood fiber inputs coming into the mill site are mingled with other fiber and all are considered “controlled”. Potential wood fiber species information is verified through an internal Spec-Check process. Enviva maintains FSC and PEFC CoC certifications for its pellet mills. These certifications track fiber through the supply chain, while also ensuring unwanted sources of fiber do not enter the supply chain. Enviva is third party certified to the Sustainable Forestry Initiative (SFI) Fiber Sourcing Standard.
Means of Verification	<ul style="list-style-type: none"> a. ENV-COC-01 Implementation Manual b. ENV-COC-02 CS Procedure c. ENV-COC-03 CS Risk Assessment d. FSC US Controlled Wood National Risk Assessment – DRAFT (v0.1) e. Pellet Wood Contract f. Mill specific Monthly Wood Data Output
Evidence Reviewed	Internal fiber contracts, policy and procedures, internal tracking software.
Risk Rating	<input checked="" type="checkbox"/> Low Risk <input type="checkbox"/> Specified Risk <input type="checkbox"/> Unspecified Risk at RA

	Indicator
1.2.1	The Biomass Producer has implemented appropriate control systems and procedures to ensure that legality of ownership and land use can be demonstrated for the Supply Base.
Finding	Enviva uses contractual language requiring vendors/producers to declare they have legal rights to access and harvest wood fiber delivered to its Sampson mill. Enviva does appropriate due diligence to ensure wood fiber is only purchased from reputable known sources. Enviva uses sources such as the Illegal Logging Portal to assess the likelihood of illegal logging activity in the supply area.
Means of Verification	<ul style="list-style-type: none"> a. ENV-SFIS-01 Certified Sourcing Implementation Manual b. ENV-COC-01 Implementation Manual c. ENV-COC-02 CS Procedure d. ENV-COC-03 CS Risk Assessment e. Pellet Wood Contract f. Enviva Sustainability Policy g. Assessment of Lawful Harvesting & Sustainability of US Hardwood h. Illegal Logging Portal
Evidence Reviewed	Internal documents to set up individual supplier and tract information, payment invoices, District of Origin forms and Chain of Custody procedure manuals.
Risk Rating	<input checked="" type="checkbox"/> Low Risk <input type="checkbox"/> Specified Risk <input type="checkbox"/> Unspecified Risk at RA

	Indicator
1.3.1	The BP has implemented appropriate control systems and procedures to ensure that feedstock is legally harvested and supplied and is in compliance with EUTR legality requirements.
Finding	Enviva has a Controlled Sources Risk Assessment System in place to ensure legality requirements within the supply base are met. The company is committed to legal compliance and does not procure wood from any areas where suspected legality issues exist. Appendix C of ENV-COC-03 Controlled Wood Risk Assessment contains Data for Compliance with EUTR.
Means of Verification	<ul style="list-style-type: none"> a. ENV-SFIS-01 Certified Sourcing Implementation Manual b. ENV-COC-01 Implementation Manual c. ENV-COC-02 CS Procedure d. ENV-COC-03 CS Risk Assessment e. Enviva Sustainability Policy f. Pellet Wood Contract g. Assessment of Lawful Harvesting & Sustainability of US Hardwood
Evidence Reviewed	Internal documents to set up individual supplier and tract information, payment invoices, District of Origin forms and Chain of Custody procedure manuals.
Risk Rating	<input checked="" type="checkbox"/> Low Risk <input type="checkbox"/> Specified Risk <input type="checkbox"/> Unspecified Risk at RA

	Indicator
1.4.1	The Biomass Producer has implemented appropriate control systems and procedures to verify that payments for harvest rights and timber, including duties, relevant royalties and taxes related to timber harvesting, are complete and up to date.
Finding	Enviva requires agreements with all suppliers verifying that all relevant timber fees and taxes are paid.
Means of Verification	<ul style="list-style-type: none"> a. ENV-SFIS-01 Certified Sourcing Implementation Manual b. ENV-COC-03 CS Risk Assessment c. Pellet Wood Contracts
Evidence Reviewed	Internal documents to set up individual supplier and tract information, payment invoices, District of Origin forms and Chain of Custody procedure manuals.
Risk Rating	<input checked="" type="checkbox"/> Low Risk <input type="checkbox"/> Specified Risk <input type="checkbox"/> Unspecified Risk at RA

	Indicator
1.5.1	The Biomass Producer has implemented appropriate control systems and procedures to verify that feedstock is supplied in compliance with the requirements of CITES.
Finding	There are no CITES listed tree species within the Sampson supply base and no wood fiber is imported from outside the south eastern region. Existing policies declare that Enviva will avoid being directly or indirectly involved in the purchase of raw material that is violation of CITES.
Means of Verification	<ul style="list-style-type: none"> a. ENV-COC-01 Implementation Manual b. ENV-COC-02 CS Procedure c. ENV-COC-03 CS Risk Assessment d. Enviva Sustainability Policy e. Convention on International Trade in Endangered Species
Evidence Reviewed	Internal documents, policies and procedures
Risk Rating	<input checked="" type="checkbox"/> Low Risk <input type="checkbox"/> Specified Risk <input type="checkbox"/> Unspecified Risk at RA

	Indicator
1.6.1	The Biomass Producer has implemented appropriate control systems and procedures to ensure that feedstock is not sourced from areas where there are violations of traditional or civil rights.

Finding	<p>In the US, land use and tenure questions have long been decided and in the southeast there are no indigenous people groups with controversial traditional or civil rights to forestlands. Enviva has a Controlled Sources Risk Assessment System in place to ensure operations do not violate traditional or civil rights. Existing policies declare that Enviva will avoid being directly or indirectly involved in the violation of traditional and human rights. The Sampson fiber supply areas are not designated within a country or district that is a source of conflict timber.</p>
Means of Verification	<ul style="list-style-type: none"> a. ENV-COC-01 Implementation Manual b. ENV-COC-02 CS Procedure c. ENV-COC-03 CS Risk Assessment d. Enviva Sustainability Policy e. Advisory Council on Historic Preservation
Evidence Reviewed	Federal and state laws, fiber agreements/contracts.
Risk Rating	<input checked="" type="checkbox"/> Low Risk <input type="checkbox"/> Specified Risk <input type="checkbox"/> Unspecified Risk at RA

	Indicator
2.1.1	<p>The Biomass Producer has implemented appropriate control systems and procedures for verifying that forests and other areas with high conservation values are identified and mapped.</p>
Finding	<p>In the US, Federal and State legislation such as the Endangered Species Act and the Clean Water Act are policed effectively. Enviva, and its third-party suppliers, require through contracts, that all suppliers of raw material adhere to all applicable laws and regulations and employ BMPs during harvest. Enviva also requires the use of trained loggers, which have completed training on BMPs, T&E species, identification of special sites, and more. Enviva and its third party suppliers will not contract with companies exhibiting poor performance. Enviva sends yearly correspondence to all suppliers with verbiage explaining our commitment to protect HCV areas and our expectation they will comply with our desires.</p> <p>In addition, the US has a strong network of protected areas through its National Park System, National & State forests, designated wildlife refuges and the US Fish and Wildlife Service.</p> <p>Enviva engaged the US Endowment for Forestry and Communities to evaluate Enviva’s southeast supply region to determine other areas of high conservation value. The Endowment consulted with leading independent academics and environmental organizations and identified four specific bottomland priority forest types; Cypress-tupelo swamps, Atlantic white cedar stands, Pocosins and Carolina bays.</p> <p>Enviva also engaged NatureServe to develop mapping tools to identify potential HCV areas.</p>

Means of Verification	<ul style="list-style-type: none"> a. ENV-SFIS-01 Certified Sourcing Implementation Manual b. ENV-COC-01 Implementation Manual c. ENV-COC-02 CS Procedure d. ENV-COC-03 CS Risk Assessment e. Enviva Sustainability Policy f. US Endowment for Forestry & Communities g. FSC High Conservation Values mapping tool h. FSC US Controlled Wood National Risk Assessment DRAFT i. Data Basin j. The Nature Conservancy k. Cape Fear Arch Conservation Collaboration l. Enviva Forest Conservation Fund m. Enviva Forest Conservation Program HCV Tract Approval process n. NatureServe GIS Habitat Geodatabase o. USGS Protected Area Database p. ESRI
Evidence Reviewed	Internal map generated from data collected from above.
Risk Rating	<input type="checkbox"/> Low Risk <input checked="" type="checkbox"/> Specified Risk <input type="checkbox"/> Unspecified Risk at RA
Comment or Mitigation Measure	<p>The Enviva Forest Conservation Fund website contains information regards each bottomland forest type. Enviva has committed five million dollars over a ten year period to fund conservation efforts targeting these forest types. The fund is administered by the US Endowment for Forestry and Communities.</p> <p>Using the additional data and partnership with the US Endowment for Forestry and Communities the risk of not properly identifying high conservation value areas is “low”.</p>

	Indicator
2.1.2	The Biomass Producer has implemented appropriate control systems and procedures to identify and address potential threats to forests and other areas with high conservation values from forest management activities.
Finding	The FSC NRA designates certain control systems and procedures to identify and address potential threats to forests and high conservation value areas which are incorporated in Enviva’s SBE/RA. Enviva’s PEFC Chain of Custody Due Diligence System establishes the entire supply area contains no controversial sources so all of the fiber supply is SBP-controlled at a minimum. However, Enviva has knowledge that some bottomland hardwood areas in the supply region could be HCV forests. Since Enviva is striving to achieve SBP-compliant feedstock is has implemented additional controls around certain forest types. Enviva’s consultation with The US Endowment for Forests and Communities identified four specific bottomland priority forest types; Cypress-tupelo swamps, Atlantic white cedar stands, Pocosins and Carolina bays. These areas were identified and mapped during the SBE/RA process as well. Enviva developed robust procedures to

	<p>address potential negative impacts due to Enviva’s fiber sourcing activities in the supply region.</p> <p>Enviva purchases primary feedstock through supplier/vendor purchased tracts where the supplier/vendor has a harvesting agreement with the landowner. Enviva maintains a contract with the supplier/vendor which defines our expectations for how harvesting is to be conducted. Enviva’s Track & Trace Program requires data collection such as species composition, stand age, harvest type, tract size, and GPS locations for all primary feedstock tracts prior to delivery. If the GPS location places the tract in one of three specific US Fish and Wildlife Wetlands Mapper water regime codes, meets the definition of a mature bottomland hardwood stand or contains a significant percentage of cypress the tract must be evaluated using the HCV Tract Approval process to determine if harvesting is the best outcome for the tract. Harvesting may be a best outcome for various reasons such as; poor forest health, insect infestations, or the adverse effects of previous high grading. If Enviva determines harvesting is not the best outcome for the tract then Enviva will not purchase fiber from that location.</p>
<p>Means of Verification</p>	<ul style="list-style-type: none"> a. ENV-SFIS-01 Certified Sourcing Implementation Manual b. ENV-COC-01 Implementation Manual c. ENV-COC-03 CS Risk Assessment d. Pellet Wood Contract e. State BMP Manuals f. Enviva Forest Conservation Fund g. Track & Trace h. Enviva Forest Conservation Fund HCV Tract Approval Process i. District of Origin procedures and forms j. Residual Supplier Reporting Form
<p>Evidence Reviewed</p>	<p>External data sources, internal policies and procedures, fiber agreements/contracts.</p>
<p>Risk Rating</p>	<p><input type="checkbox"/> Low Risk <input checked="" type="checkbox"/> Specified Risk <input type="checkbox"/> Unspecified Risk at RA</p>
<p>Comment or Mitigation Measure</p>	<p><i>Primary Material</i></p> <p>All vendor/producer tracts in bottomland areas are assessed using the Enviva Forest Conservation Program High Conservation Value Tract Approval process to ensure Enviva’s procurement is not negatively affecting potential HCV sites. This process requires a site visit to conduct a field assessment to any potential source tract that meets the criteria described above. After the site assessment, Enviva will only agree to accept fiber from that source tract if it is determined that harvesting is the best possible outcome for that tract. This policy exceeds the minimum requirements for any CoC or DDS certification Enviva operates.</p> <p>Vendors/producers are contractually required to implement appropriate BMP’s. Enviva utilizes a proprietary Track & Trace Program to monitor tract information such as; BMP implementation rates, age, forest type, remaining woody ground cover, forest direct district of origin compliance and other valuable information concerning its wood supply. North Carolina, South Carolina and Virginia have active Divisions of Forestry that inspect</p>

harvesting sites to assist operators in implementing proper controls as well. Logger training programs also educate in the identification and protection of certain HCV areas.

Secondary Fiber

Enviva sources fiber from a number of sawmills and wood industry suppliers at all of their mills. In the Sampson region, there are secondary suppliers which may supply either hardwood or pine residuals to Enviva. Enviva has gathered data from all its residual suppliers and has mapped their supply base within the Supply Base Evaluation (SBE), through a rigorous district of origin process that collects specific information such as; catchment radius, raw material species, certification information and other related information. This information is collected through the Residual Supplier Reporting Form (see example in Appendix I). The supplier’s responses are mapped and compared to Enviva’s SBE to ensure Enviva has included the area with its supply base. Each supplier is provided a map depicting the counties within their catchment area that may contain high conservation value areas and information regarding each high conservation value type. Suppliers are encouraged to share this educational information with their suppliers.

With this information, in addition to our internal expertise and knowledge of the location of the mill and the products it produces, Enviva can evaluate each supplier’s ability to provide fiber that meets the SBP Feedstock Standard. Enviva works with its residual suppliers to ensure the data they have provided is complete and accurate, and will regularly check to ensure they are providing the material they have reported. In addition to an initial visit before signing a contract with a residual supplier to verify their operations and products are as-stated, Enviva can monitor the incoming products to ensure they are consistent with the data submitted annually in the Residual Supplier Data Sheet. Further, this data collection and monitoring process is now a part of Enviva’s SBP implementation program, and thus is checked annually during audits. Currently, all of Enviva’s residual suppliers have returned completed Residual Supplier Data Forms, and so Enviva has all the data to properly assess each suppliers supply chain, and to incorporate their source area into its SBE. Enviva will work proactively with its suppliers that fall into the “Controlled” category to achieve SBP-Compliant status via outreach, our Enviva Forest Conservation Program, mitigation measures when appropriate, and other measures as identified. Further, if a supplier is unwilling to provide Enviva with the data required to properly assess the risk of their supply chain, then Enviva may cease to purchase fiber from those sawmills in the future.

In the Sampson region, the potential for specified risk that may affect our residual supply comes from those suppliers who cannot provide data showing that they do not use material from bottomland forests Enviva has identified to be of high conservation value (HCV), based on our own internal policies. Thus Enviva must categorize some of the residual supply as SBP-controlled, instead of SBP-compliant.

Enviva evaluates each supplier, based on our knowledge of their operations, our own internal HCV evaluation procedures, our PEFC due diligence system (DDS), and the data collected through the Residual Supplier Data Form to assess whether their fiber is SBP-compliant or SBP-controlled.

	<p>If Enviva identifies and sources of fiber that do not meet the SBP standards for controlled sources, Enviva will eliminate them from the fiber supply.</p> <p>SBP-compliant Sources are:</p> <ul style="list-style-type: none"> • The proportion of secondary and tertiary material received at Enviva with FSC/PEFC/SFI certified content claims (only the proportion of certified fiber is SBP-compliant). • Other areas deemed low risk as per the assessment of this SBE. Specifically, residues from sawmills that only use commercial pine species, or suppliers where it can be verified that they do not operate in or use species from bottomland forests <p>SBP-controlled Sources are:</p> <ul style="list-style-type: none"> • Fiber delivered to Enviva with PEFC/FSC controlled claims • Any other fiber delivered to Enviva that meets the requirements of our third-party certified PEFC due diligence system (DDS): <ul style="list-style-type: none"> ○ Enviva maintains a valid PEFC DDS that excludes controversial sources from the supply chain ○ The DDS assesses the risk of obtaining controversial sources, as defined by PEFC. As all indicators are “low risk” in our PEFC DDS, the fiber we procure is considered “controlled.” ○ If Enviva identifies any sources of fiber that are out of compliance with the DDS Enviva will eliminate them from the supply chain. <p>Enviva Sampson currently only has one potential residual supplier, which exclusively uses commercial pine logs. Thus all material used by Enviva Sampson is SBP-Compliant.</p>
--	---

	Indicator
2.1.3	The Biomass Producer has implemented appropriate control systems and procedures for verifying that feedstock is not sourced from forests converted to production plantation forest or non-forest lands after January 2008.
Finding	Information concerning cover type as well as other pertinent information is collected to ensure Enviva complies with its commitment to not drive conversion. Contracts require adherence to this policy and standard supplier correspondence also highlights the necessity to avoid these sources.
Means of Verification	<ul style="list-style-type: none"> a. ENV-SFIS-01 Certified Sourcing Implementation Manual b. ENV-COC-02 CS Procedure c. ENV-COC-03 CS Risk Assessment d. PEFC Chain of Custody (PEFC ST 2002:2013)
Evidence Reviewed	Internal procedures.

	Indicator
2.2.1	The Biomass Producer has implemented appropriate control systems and procedures to verify that feedstock is sourced from forests where there is appropriate assessment of impacts, and planning, implementation and monitoring to minimise them.
Finding	Enviva, and its third-party suppliers, require through contracts, that all suppliers of raw material adhere to all applicable laws and regulations and employ BMPs during harvest. Enviva also requires the use of trained loggers, which have completed training on BMPs, T&E species, identification of special sites, and more.
Means of Verification	<ul style="list-style-type: none"> a. ENV-SFIS-01 Certified Sourcing Implementation Manual b. Pellet Wood Contract c. Track & Trace d. ENV-COC-01 Implementation Manual e. ENV-COC-02 CS Procedure f. ENV-COC-03 CS Risk Assessment g. SFI 2015-2019 Fiber Sourcing Standards h. Enviva HCV Assessment Process i. Implementation of Forestry Best Management Practices 2012 Southern Regional Report
Evidence Reviewed	Internal policies and procedures, fiber agreements/contracts and field audits.
Risk Rating	<input checked="" type="checkbox"/> Low Risk <input type="checkbox"/> Specified Risk <input type="checkbox"/> Unspecified Risk at RA
Risk Rating	<input checked="" type="checkbox"/> Low Risk <input type="checkbox"/> Specified Risk <input type="checkbox"/> Unspecified Risk at RA

	Indicator
2.2.2	The Biomass Producer has implemented appropriate control systems and procedures for verifying that feedstock is sourced from forests where management maintains or improves soil quality (CPET S5b).
Finding	Each State Forestry Agency/Commission is responsible for implementing forestry best management practices as directed by the Clean Water Act and conducts periodic BMP implementation monitoring and reports are available of state wide compliance with BMPs. USDA and NRCS programs also strengthen compliance and improve water quality. The USFS provides GIS data that generates a map depicting the importance of forests to overall drinking water quality.
Means of Verification	<ul style="list-style-type: none"> a. Environmental Protection Agency Clean Water Act b. USDA Natural Resource Conservation Service Chesapeake Bay Watershed Initiative c. ENV-SFIS-01 Certified Sourcing Implementation Manual d. Track & Trace Program e. ENV-COC-03 CS Risk Assessment f. State BMP Manuals and BMP monitoring data g. USDA Forest Service Forests 2 Faucets h. USDA Natural Resource Conservation Service i. SFI 2015-2019 Fiber Sourcing Standards
Evidence Reviewed	Internal policies and procedures, field audit forms, fiber contracts.
Risk Rating	<input checked="" type="checkbox"/> Low Risk <input type="checkbox"/> Specified Risk <input type="checkbox"/> Unspecified Risk at RA

	Indicator
2.2.3	The Biomass Producer has implemented appropriate control systems and procedures to ensure that key ecosystems and habitats are conserved or set aside in their natural state (CPET S8b).
Finding	The FSC US National Controlled Wood Risk Assessment DRAFT identified Intact Forest Landscapes as a specified risk west of the Mississippi River. These areas are defined as 500 acres or larger road less areas or large areas containing unique attributes. Known areas of concern are; mesophytic cove sites, late succession bottomland hardwood sites, native longleaf pine savannahs and specifically. Enviva’s partnership with the US

	Endowment for Forestry and Communities identified four bottomland forest types of concern; Cypress-tupelo swamps, Atlantic white cedar, Pocosins and Carolina bays. Enviva engaged NatureServe to develop mapping to assist in locating potential HHCV areas.
Means of Verification	<ul style="list-style-type: none"> a. ENV-SFIS-01 Certified Sourcing Implementation Manual b. Wood Pellet Contract c. Harvesting Contracts d. Track & Trace Program e. Enviva Forest Conservation Fund f. ENV-COC-01 Implementation Manual g. ENV-COC-02 CS Procedure h. ENV-COC-03 CS Risk Assessment i. State restoration programs j. Enviva Forest Conservation Fund k. US Endowment for Forestry & Communities l. FSC US Controlled Wood Risk Assessment DRAFT
Evidence Reviewed	Internal policies and procedures, field audit forms, fiber contracts, NC Forestry BMP, SC Forestry BMP, VA Forestry BMP, Track & Trace
Risk Rating	<input type="checkbox"/> Low Risk <input checked="" type="checkbox"/> Specified Risk <input type="checkbox"/> Unspecified Risk at RA
Comment or Mitigation Measure	<p>Contractual requirements for the use of BMP’s mitigate most all of the above concerns. Track & Trace is used as a sampling method for field verification.</p> <p>All supplier tracts will be assessed using the Enviva Forest Conservation Program High Conservation Value Tract Approval process to ensure conformance with Enviva’s commitment to protect these special forest types. The policy has been communicated to suppliers, Track & Trace provides field verification.</p> <p>The Enviva Forest Conservation Fund will provide \$5mm to protect thousands of acres of these eco-system types. While each of these four forest types have been part of managed forest operations for more than a century, in recent years cypress and Atlantic white cedar have not been regenerating as expected and special care must be used in assessing each tracts potential.</p> <p>Using the additional data, implemented processes and partnership with the US Endowment for Forestry and Communities the risk of not having adequate controls and procedures to ensure key habitats are conserved is “low”.</p>

	Indicator
2.2.4	The Biomass Producer has implemented appropriate control systems and procedures to ensure that biodiversity is protected (CPET S5b).

Finding	Enviva’s supply area includes the following specified risks related to biodiversity as indicated in the FSC US Controlled Wood National Risk Assessment DRAFT; montane longleaf pine, karst habitats, red cockaded woodpecker and gopher tortoise. Enviva’s partnership with the US Endowment for Forestry and Communities identified four bottomland forest types of concern; Cypress-tupelo swamps, Atlantic white cedar, Pocosins and Carolina bays.
Means of Verification	FSC US Controlled Wood National Risk Assessment DRAFT, The Nature Conservancy
Evidence Reviewed	<ul style="list-style-type: none"> a. ENV-SFIS-01 Certified Sourcing Implementation Manual b. Track & Trace Program c. ENV-COC-01 Implementation Manual d. ENV-COC-02 CS Procedure e. ENV-COC-03 CS Risk Assessment f. State BMP Manuals and BMP monitoring data g. FSC US Controlled Wood National Risk Assessment DRAFT j. SFI 2015-2019 Fiber Sourcing Standards
Risk Rating	<input type="checkbox"/> Low Risk <input checked="" type="checkbox"/> Specified Risk <input type="checkbox"/> Unspecified Risk at RA
Comment or Mitigation Measure	<p>FSC US Controlled Wood National Risk Assessment DRAFT provides mitigation measures for many of these biodiversity concerns and Enviva has adopted these mitigation measures.</p> <p>Enviva engaged the US Endowment for Forestry and Communities to develop science-based working group to develop enhanced forestry practices for working bottomland forests. The working group will recommend specific additional measures to define and protect sensitive areas which Enviva will incorporate into its wood supply practices.</p> <p>Enviva has implemented the Enviva Forest Conservation Program High Conservation Tract Approval process for all Enviva controlled and supplier tracts. Tracts with potential biodiversity concerns must be evaluated using this tool to ensure Enviva does not compromise its commitment to protect special places.</p> <p>Enviva has adopted these mitigation measures and the partnership with the US Endowment for Forests and Communities will provides additional control measure indicator to ensure the chance of procuring fiber from an area of biodiversity concern is a “low risk”.</p>

	Indicator
2.2.5	The Biomass Producer has implemented appropriate control systems and procedures for verifying that the process of residue removal minimises harm to ecosystems.

Finding	<p>The SFI® Fiber Sourcing Standard certification provides evidence of logger training, use and promotion of forestry best management practices”, and monitoring of the use of these practices. Logger training includes training on wet weather harvesting to avoid soil compaction and erosion. SFI® Fiber Sourcing also requires that company foresters annually conduct and use BMP monitoring information to maintain rates of conformance to best management practices and to identify areas for improved performance. BMPs that protect water quality also affect residues left on site. Loggers use forest residues to prevent erosion post harvest by spreading it around the tract to cover bare ground. This same residue and other fiber left behind is what breaks down and replenishes soil organic material. Enviva performs regular audits, both on-going and post-harvest to ensure compliance with state regulations and our Track & Trace program. State BMP foresters are also available to conduct courtesy field audits upon request to verify harvesting performance. Enviva will not contract with companies exhibiting poor performance. Our post-harvest audits for T&T also include gathering data on the percent of ground covered by harvest residues.</p>
Means of Verification	<ul style="list-style-type: none"> a. ENV-SFIS-01 Certified Sourcing Implementation Manual b. Track & Trace Program c. ENV-COC-01 Implementation Manual d. ENV-COC-02 CS Procedure e. ENV-COC-03 CS Risk Assessment k. SFI 2015-2019 Fiber Sourcing Standards f. State BMP Manuals and BMP monitoring data
Evidence Reviewed	Track & Trace, internal documents and agreements/contracts
Risk Rating	<input checked="" type="checkbox"/> Low Risk <input type="checkbox"/> Specified Risk <input type="checkbox"/> Unspecified Risk at RA

	Indicator
2.2.6	The Biomass Producer has implemented appropriate control systems and procedures to verify that negative impacts on ground water, surface water and water downstream from forest management are minimised (CPET S5b).
Finding	The SFI Fiber Sourcing Standard certification provides evidence of logger training, use and promotion of forestry “Best Management Practices”, and monitoring of the use of these practices in order to address soil quality. SFI Fiber Sourcing also requires that Company annually conduct and use BMP monitoring information to maintain rates of

	conformance to best management practices and to identify areas for improved performance.
Means of Verification	<ul style="list-style-type: none"> a. ENV-SFIS-01 Certified Sourcing Implementation Manual b. Track & Trace Program c. ENV-COC-03 CS Risk Assessment d. State BMP Manuals and BMP monitoring data e. Environmental Protection Agency Clean Water Act g. USDA Natural Resource Conservation Service Chesapeake Bay Watershed Initiative h. USDA Forest Service Forests 2 Faucets i. USDA Natural Resource Conservation Service j. SFI 2015-2019 Fiber Sourcing Standards
Evidence Reviewed	Internal policies and procedures, fiber contracts and field audits
Risk Rating	<input checked="" type="checkbox"/> Low Risk <input type="checkbox"/> Specified Risk <input type="checkbox"/> Unspecified Risk at RA

	Indicator
2.2.7	The Biomass Producer has implemented appropriate control systems and procedures for verifying that air quality is not adversely affected by forest management activities.
Finding	In the US, state and federal forest practices laws and other legislation that cover forestry operations, such as the Clean Air Act, EPA regulations, Forestry acts, and FIFRA are all drawn up within a dynamic democratic system, subject to free comment by all stakeholders. State best management practices also address forest practices that may adversely affect air quality.
Means of Verification	<ul style="list-style-type: none"> a. Federal & State Regulatory web sites b. State best management practice manuals and monitoring data c. Track & Trace
Evidence Reviewed	Internal policies and procedures, fiber contracts and field audits
Risk Rating	<input checked="" type="checkbox"/> Low Risk <input type="checkbox"/> Specified Risk <input type="checkbox"/> Unspecified Risk at RA

	Indicator
2.2.8	The Biomass Producer has implemented appropriate control systems and procedures for verifying that there is controlled and appropriate use of chemicals, and that Integrated

	Pest Management (IPM) is implemented wherever possible in forest management activities (CPET S5c).
Finding	In the US, there is a strong legal framework for the use of pesticides, enforced effectively through the EPA, and penalties exist for non-compliance. This includes application by licensed operators only for the intended uses on the label and periodic inspections. The vast majority of Enviva’s primary fiber comes from non-industrial private landowners (NIPFs). Enviva has conducted internal research to assess the use of chemicals, and found application rates are low for NIPFs, and are more for replanting and site establishment than for pest management.
Means of Verification	<ul style="list-style-type: none"> a. Environmental Protection Agency FIFRA b. U. S. Environmental Protection Agency c. USDA Animal and Plant Health Inspection Service d. Wood Pellet Contract e. Harvesting Contracts
Evidence Reviewed	Internal policies and procedures, fiber contracts and field audits
Risk Rating	<input checked="" type="checkbox"/> Low Risk <input type="checkbox"/> Specified Risk <input type="checkbox"/> Unspecified Risk at RA

	Indicator
2.2.9	The Biomass Producer has implemented appropriate control systems and procedures for verifying that methods of waste disposal minimise negative impacts on forest ecosystems (CPET S5d).
Finding	Enviva’s SFI Fiber Sourcing Program requires suppliers to adhere to all applicable laws and regulations. Contracts require adherence to all applicable laws and regulations. Enviva monitors compliance to removal of trash and other garbage through its Track & Trace Program. State BMPs require the removal of garbage and all contracts require the use of BMPs.
Means of Verification	<ul style="list-style-type: none"> a. ENV-SFIS-01 Certified Sourcing Implementation Manual b. Track & Trace Program c. Pellet Wood Contract d. Harvest Contracts e. State BMP Manuals and monitoring data
Evidence Reviewed	Internal policies and procedures, fiber contracts and field audits
Risk Rating	<input checked="" type="checkbox"/> Low Risk <input type="checkbox"/> Specified Risk <input type="checkbox"/> Unspecified Risk at RA

	Indicator
--	-----------

2.3.1	Analysis shows that feedstock harvesting does not exceed the long-term production capacity of the forest, avoids significant negative impacts on forest productivity and ensures long-term economic viability. Harvest levels are justified by inventory and growth data.
Finding	The procurement of wood material contributes to reducing environmental impacts and enhancing the productivity of forests. Markets for low valued wood products allow for more efficient site preparation and reforestation.
Means of Verification	<ul style="list-style-type: none"> a. USFS Forest Inventory Analysis b. National State Foresters c. ENV-SFIS-01 Certified Sourcing Implementation Manual d. ENV-COC-03 CS Risk Assessment e. Enviva Wilmington Region Growth/Drain data f. SFI 2015-2019 Fiber Sourcing Standards
Evidence Reviewed	Internal policies and procedures, fiber contracts and field audits, growth/drain analysis
Risk Rating	<input checked="" type="checkbox"/> Low Risk <input type="checkbox"/> Specified Risk <input type="checkbox"/> Unspecified Risk at RA

	Indicator
2.3.2	Adequate training is provided for all personnel, including employees and contractors (CPET S6d).
Finding	Enviva conducts in-depth internal training for all responsible staff and requires logging contractors that work directly for the company to be current in an SFI SIC approved training program. The SFI Fiber Sourcing Program requires a trained person to be on the ground on each harvest site. Enviva’s staff have achieved educational levels appropriate with their specific job duties.
Means of Verification	<ul style="list-style-type: none"> a. ENV-SFIS-01 Certified Sourcing Implementation Manual b. ENV-COC-01 Implementation Manual c. ENV-COC-02 CS Procedure d. Logger Training web sites e. Pellet Wood Contract f. Harvesting Contract g. Staff training documentation
Evidence Reviewed	Internal policies and procedures, fiber contracts and field audits

	Indicator
2.3.3	Analysis shows that feedstock harvesting and biomass production positively contribute to the local economy, including employment.
Finding	Based upon a recent Statewide Assessments, the forests of the Southeast provide a number of economic and societal benefits such as manufacturing, employment, recreation, aesthetics, and environmental protection. To ensure that the forests can meet the current and future economic, ecological, cultural, and recreational demands placed on them, managers must focus their efforts to address changing landowner objectives, parcelization and fragmentation, current and emerging markets, forest regulation, critical habitats, and cultural/recreational concerns. Enviva, LP employs approximately 96 people at Sampson. Supplying the feedstock requires about 5 – 10 suppliers employing approximately 60 various harvesting crews and saw mills. Local contractors are used in maintaining the mills providing hundreds of spin-off jobs.
Means of Verification	<ul style="list-style-type: none"> a. National State Forester b. ENV-COC-03 CS Risk Assessment
Evidence Reviewed	Employment data, Statewide Assessments
Risk Rating	<input checked="" type="checkbox"/> Low Risk <input type="checkbox"/> Specified Risk <input type="checkbox"/> Unspecified Risk at RA

	Indicator
2.4.1	The Biomass Producer has implemented appropriate control systems and procedures for verifying that the health, vitality and other services provided by forest ecosystems are maintained or improved (CPET S7a).
Finding	The US Forest Service and State Forest Services undertake research into forest health, their research results are available. The procurement of wood material contributes to reducing environmental impacts and enhancing the productivity of forests. Markets for low valued wood products allow for more efficient site preparation and reforestation. For instance, fiber sourced from thinning allows landowners to achieve future benefit in higher value timber sales, which in turn supports reforestation in the region. The SFI Fiber Sourcing Program requires Program Participants to individually or with other participate research related to forest health issues.
Means of Verification	<ul style="list-style-type: none"> a. ENV-SFIS-01 Certified Sourcing Implementation Manual b. ENV-COC-02 CS Procedures c. ENV-COC-03 CS Risk Assessment d. SFI 2015-2019 Fiber Sourcing Standards e. State Forest Service web sites f. Track & Trace
Evidence Reviewed	Internal policies and procedures, field audits, third party data

Risk Rating	<input checked="" type="checkbox"/> Low Risk	<input type="checkbox"/> Specified Risk	<input type="checkbox"/> Unspecified Risk at RA
-------------	---	--	--

	Indicator
2.4.2	The Biomass Producer has implemented appropriate control systems and procedures for verifying that natural processes, such as fires, pests and diseases are managed appropriately (CPET S7b).
Finding	The procurement of wood material contributes to reducing environmental impacts and enhancing the productivity of forests. Markets for low valued wood products allow for more efficient site preparation and reforestation and help with pest management by keeping forest healthy.
Means of Verification	<ul style="list-style-type: none"> a. USFS Forest Inventory Analysis b. National State Forester c. ENV-SFIS-01 Certified Sourcing Implementation Manual d. ENV-COC-03 CS Risk Assessment e. SFI 2015-2019 Fiber Sourcing Standards
Evidence Reviewed	External data, internal documents and Track & Trace
Risk Rating	<input checked="" type="checkbox"/> Low Risk <input type="checkbox"/> Specified Risk <input type="checkbox"/> Unspecified Risk at RA

	Indicator
2.4.3	The Biomass Producer has implemented appropriate control systems and procedures for verifying that there is adequate protection of the forest from unauthorised activities, such as illegal logging, mining and encroachment (CPETS7c).
Finding	There is a low perception of corruption related to the granting or issuing of harvesting permits and other areas of law enforcement related to harvesting and wood trade. Enviva’s Track & Trace Program ensure we have the appropriate information to ensure we can prevent material from illegal harvests. All contracts require legal ownership before delivery. Risk assessments for the wood supply areas concluded Low Risk for “Illegally Harvested Wood.”
Means of Verification	<ul style="list-style-type: none"> a. ENV-SFIS-01 Certified Sourcing Implementation Manual b. ENV-COC-01 Implementation Manual c. ENV-COC-03 CS Risk Assessment d. Track & Trace Program e. Assessment of Lawful Harvesting & Sustainability of US Hardwood
Evidence Reviewed	External data, internal documents and Track & Trace

Risk Rating	<input checked="" type="checkbox"/> Low Risk	<input type="checkbox"/> Specified Risk	<input type="checkbox"/> Unspecified Risk at RA
-------------	---	--	--

	Indicator
2.5.1	The Biomass Producer has implemented appropriate control systems and procedures for verifying that legal, customary and traditional tenure and use rights of indigenous people and local communities related to the forest are identified, documented and respected (CPET S9).
Finding	The US is an industrial nation that does not have people groups dependent on a particular site or resource for basic human need. Further, federal and State legislation governs Native Americans and their rights are strictly enforced. Because Enviva and its supplier's source from private forestlands there are no issues related to traditional use or tenure rights. Public lands are required to engage with stakeholders of all kinds to ensure harvests maintain the forest as a public good, including working with Native Americans. Enviva also has a formal process for receiving and responding to public inquiries, particularly those that potentially relate to practices that appear to be inconsistent with existing certification requirements.
Means of Verification	<ul style="list-style-type: none"> a. Federal and State laws and statutes b. Enviva Sustainability Policy c. ENV-COC-01 Implementation Manual d. Annual Supplier Correspondence e. ENV-COC-03 CS Risk Assessment f. Assessment of Lawful Harvesting & Sustainability of US Hardwood
Evidence Reviewed	External data, internal documents and annual supplier correspondence.
Risk Rating	<input checked="" type="checkbox"/> Low Risk <input type="checkbox"/> Specified Risk <input type="checkbox"/> Unspecified Risk at RA

	Indicator
2.5.2	The Biomass Producer has implemented appropriate control systems and procedures for verifying that production of feedstock does not endanger food, water supply or subsistence means of communities, where the use of this specific feedstock or water is essential for the fulfilment of basic needs.
Finding	The US is an industrial nation that does not have people groups dependent on a particular site or resource for basic human need. Enviva, and its third-party suppliers, require through contracts, that all suppliers of raw material adhere to all applicable laws and regulations and employ BMPs during harvest. Enviva also requires the use of trained loggers, which have completed training on BMPs, T&E species, identification of special sites, and more. Enviva and its third party suppliers will not contract with companies exhibiting poor performance.
Means of Verification	<ul style="list-style-type: none"> a. Federal and State web sites b. ENV-SFIS-01 Certified Sourcing Implementation Manual c. ENV-COC-01 Implementation Manual d. ENV-COC-02 CS Procedure e. ENV-COC-03 CS Risk Assessment f. Annual Supplier Correspondence g. Track & Trace Program h. SFI 2015-2019 Fiber Sourcing Standards
Evidence Reviewed	External data, internal documents and Track & Trace, annual supplier correspondence.
Risk Rating	<input checked="" type="checkbox"/> Low Risk <input type="checkbox"/> Specified Risk <input type="checkbox"/> Unspecified Risk at RA

	Indicator
2.6.1	The Biomass Producer has implemented appropriate control systems and procedures for verifying that appropriate mechanisms are in place for resolving grievances and disputes, including those relating to tenure and use rights, to forest management practices and to work conditions.
Finding	In the US, Federal and State legislation regarding worker health and safety is monitored by the Occupational Safety and Health Administration (OSHA) which provides good protection and strong recourse if safety protocols are breached. Enviva, and its third-party suppliers, require through contracts, that all suppliers of raw material adhere to all applicable laws and regulations. Enviva and its third party suppliers will not contract with companies exhibiting poor performance.
Means of Verification	<ul style="list-style-type: none"> a. Federal and State web sites b. ENV-SFIS-01 Certified Sourcing Implementation Manual c. ENV-COC-01 Implementation Manual d. ENV-COC-02 CS Procedure e. ENV-COC-03 CS Risk Assessment

	f. Annual Supplier Correspondence
Evidence Reviewed	External data, internal documents, fiber contracts and annual supplier correspondence.
Risk Rating	<input checked="" type="checkbox"/> Low Risk <input type="checkbox"/> Specified Risk <input type="checkbox"/> Unspecified Risk at RA

	Indicator
2.7.1	The Biomass Producer has implemented appropriate control systems and procedures for verifying that Freedom of Association and the effective recognition of the right to collective bargaining are respected.
Finding	U.S. law clearly specifies rights to collective bargaining and freedom of association. All contracts contain verbiage requiring suppliers to conform to all applicable laws and annually Enviva sends supplier correspondence requiring its suppliers to comply with all labor laws.
Means of Verification	<ul style="list-style-type: none"> a. Federal and State web sites b. Enviva Supplier correspondence c. ENV-COC-01-Implementation Manual d. ENV-COC-03 Controlled Wood Risk Assessment e. Assessment of Lawful Harvesting & Sustainability of US Hardwood
Evidence Reviewed	External data, internal documents, fiber contracts and annual supplier correspondence.
Risk Rating	<input checked="" type="checkbox"/> Low Risk <input type="checkbox"/> Specified Risk <input type="checkbox"/> Unspecified Risk at RA

	Indicator
2.7.2	The Biomass Producer has implemented appropriate control systems and procedures for verifying that feedstock is not supplied using any form of compulsory labour.
Finding	The United States has comprehensive laws prohibiting the use of child labor or violating citizen’s rights. Enviva’s PEFC Due Diligence Risk Assessment was verified to show “There is no evidence of child labor or violation of ILO Fundamental Principles and Rights at work taking place in forest areas in the district concerned.”
Means of Verification	<ul style="list-style-type: none"> a. Federal and State web sites b. ENV-COC-01 Implementation Manual c. ENV-COC-03 Controlled Wood Risk Assessment
Evidence Reviewed	External data, internal documents, fiber contracts and annual supplier correspondence.
Risk Rating	<input checked="" type="checkbox"/> Low Risk <input type="checkbox"/> Specified Risk <input type="checkbox"/> Unspecified Risk at RA

	Indicator
2.7.3	The Biomass Producer has implemented appropriate control systems and procedures to verify that feedstock is not supplied using child labour.
Finding	The United States has comprehensive laws prohibiting the use of child labor or violating citizen’s rights. From the AHEC Legality Study: “We come to the conclusion that wood procured in the study area can be considered Low Risk of violating traditional and civil rights. This conclusion is based on the determination that there is no UN Security Council ban, there is no evidence of prolific child labor, there is no evidence that ILO Fundamental Principles are not respected, and there are recognized and equitable processes in place to resolve conflicts of substantial magnitude.”
Means of Verification	<ul style="list-style-type: none"> a. Federal and State web sites b. ENV-COC-01 Implementation Manual c. ENV-COC-03 Controlled Wood Risk Assessment
Evidence Reviewed	External data, internal documents, fiber contracts and annual supplier correspondence.
Risk Rating	<input checked="" type="checkbox"/> Low Risk <input type="checkbox"/> Specified Risk <input type="checkbox"/> Unspecified Risk at RA

	Indicator
2.7.4	The Biomass Producer has implemented appropriate control systems and procedures for verifying that feedstock is not supplied using labour which is discriminated against in respect of employment and occupation.
Finding	The United States has comprehensive laws prohibiting the use of child labor or violating citizen’s rights. Enviva’s PEFC Due Diligence Risk Assessment was verified to show “There is no evidence of child labor or violation of ILO Fundamental Principles and Rights at work taking place in forest areas in the district concerned.”
Means of Verification	<ul style="list-style-type: none"> a. Federal and State web sites b. ENV-COC-01 Implementation Manual c. ENV-COC-03 Controlled Wood Risk Assessment d. Assessment of Lawful Harvesting & Sustainability of US Hardwood
Evidence Reviewed	External data, internal documents, fiber contracts and annual supplier correspondence.
Risk Rating	<input checked="" type="checkbox"/> Low Risk <input type="checkbox"/> Specified Risk <input type="checkbox"/> Unspecified Risk at RA

	Indicator
2.7.5	The Biomass Producer has implemented appropriate control systems and procedures for verifying that feedstock is supplied using labour where the pay and employment conditions are fair and meet, or exceed, minimum requirements.
Finding	The United States has comprehensive laws prohibiting the use of child labor or violating citizen’s rights. Enviva’s PEFC Due Diligence Risk Assessment was verified to show “There is no evidence of child labor or violation of ILO Fundamental Principles and Rights at work taking place in forest areas in the district concerned.”
Means of Verification	<ul style="list-style-type: none"> a. Federal and State web sites b. ENV-COC-01 Implementation Manual c. ENV-COC-03 Controlled Wood Risk Assessment d. Assessment of Lawful Harvesting & Sustainability of US Hardwood
Evidence Reviewed	External data, internal documents, fiber contracts and annual supplier correspondence.
Risk Rating	<input checked="" type="checkbox"/> Low Risk <input type="checkbox"/> Specified Risk <input type="checkbox"/> Unspecified Risk at RA

	Indicator
2.8.1	The Biomass Producer has implemented appropriate control systems and procedures for verifying that appropriate safeguards are put in place to protect the health and safety of forest workers (CPET S12).
Finding	The US Occupational Health and Safety Organization is responsible for implementing, monitoring and enforcing worker health and safety laws and regulations. Enviva complies with all applicable laws and regulation and requires its suppliers to do the same. The SFI Fiber Sourcing Standard requires Program Participants to adhere to health and safety laws. Enviva contractually requires all suppliers of raw material adhere to all applicable laws and regulations. Enviva and its third party suppliers will not contract with companies exhibiting poor performance. Enviva has safety manuals in place for both mill workers and field foresters. Enviva also has an in-depth safety program in place at each mill to prevent accidents and share best practices amongst sites. OSHA records of reportable injuries and rates are publicly available.
Means of Verification	<ul style="list-style-type: none"> a. Occupational Safety and Health Administration b. ENV-SFIS-01 Certified Sourcing Implementation Manual c. ENV-COC-01 Implementation Manual d. ENV-COC-03 Controlled Wood Risk Assessment e. Enviva Employee Handbook f. Pellet Wood Contract g. Harvesting Contracts h. SFI 2015-2019 Fiber Sourcing Standards

Evidence Reviewed	External data, internal documents, Enviva Employee Handbook, fiber contracts and annual supplier correspondence.
Risk Rating	<input checked="" type="checkbox"/> Low Risk <input type="checkbox"/> Specified Risk <input type="checkbox"/> Unspecified Risk at RA

	Indicator
2.9.1	Biomass is not sourced from areas that had high carbon stocks in January 2008 and no longer have those high carbon stocks.
Finding	While current BMP's are structured to allow selective harvesting within a wetland, guidelines are in place to protect wetland function and minimize site impacts during harvest. BMP's specifically do not allow forestry activities to alter the hydrologic conditions or drainage patterns of wetlands. By limiting harvest size and requiring leave trees and Streamside Management Zones within the wetland, BMP's work to maintain the carbon sink values associated with wetlands. The use of innovative harvesting techniques such as mat or shovel logging utilize concentrated skid trails and "mats" of felled wood to minimize ground disturbance during wetland harvest. It is common practice for logging slash to be left on site during wetland harvest and natural regeneration of the wetland takes place fairly quickly after harvest.
Means of Verification	<ul style="list-style-type: none"> a. ENV-SFIS-01 Certified Sourcing Implementation Manual b. ENV-COC-01 Implementation Manual c. ENV-COC-02 CS Procedure d. ENV-COC-03 CS Risk Assessment e. Annual Supplier Correspondence f. Track & Trace Program g. Dr. Virginia H Dale stakeholder email h. SFI 2015-2019 Fiber Sourcing Standards
Evidence Reviewed	External data, internal documents, fiber contracts and annual supplier correspondence, Track & Trace
Risk Rating	<input checked="" type="checkbox"/> Low Risk <input type="checkbox"/> Specified Risk <input type="checkbox"/> Unspecified Risk at RA

	Indicator
2.9.2	Analysis demonstrates that feedstock harvesting does not diminish the capability of the forest to act as an effective sink or store of carbon over the long term.
Finding	Healthy and vigorously growing forests are efficient at capturing and storing atmospheric carbon, but older mature forests, while maintaining large carbon stores, have very low rates of additional carbon sequestration. If natural mortality is allowed to occur in these mature forests, they can actually become carbon emitters and lose the benefit of stored carbon. The harvest of forest resources from such stands provides a mechanism for capturing and utilizing stored carbon. Sustainable forest management practiced at the

	landscape level provides a mosaic of forest stands from young to old and maintains carbon sequestration potential of the forests
Means of Verification	<ul style="list-style-type: none"> a. Forest Inventory Analysis Data b. American Hardwood Export Council: <i>Maximising carbon storage through sustainable forest management</i> c. Supplemental to the Journal of Forestry October/November 2011 d. Recommendations on Biomass Neutrality e. Ecological objectives can be achieved with wood derived bioenergy (peer reviewed letter)
Evidence Reviewed	External data
Risk Rating	<input checked="" type="checkbox"/> Low Risk <input type="checkbox"/> Specified Risk <input type="checkbox"/> Unspecified Risk at RA

	Indicator
2.10.1	Genetically modified trees are not used.
Finding	There are no commercial uses of Genetically Modified Organisms (GMO's) inside the Enviva LP supply area. Enviva communicates its desire to avoid these source annually to its suppliers.
Means of Verification	<ul style="list-style-type: none"> a. ENV-COC-01 Implementation Manual b. ENV-COC-03 Controlled Wood Risk Assessment c. Annual Supplier Correspondence
Evidence Reviewed	Internal documents, fiber contracts and annual supplier correspondence.
Risk Rating	<input checked="" type="checkbox"/> Low Risk <input type="checkbox"/> Specified Risk <input type="checkbox"/> Unspecified Risk at RA