

# Supply Base Report: Yugum-Drev LLC (Chausy)

[www.sbp-cert.org](http://www.sbp-cert.org)



## Completed in accordance with the Supply Base Report Template Version 1.3

*For further information on the SBP Framework and to view the full set of documentation see [www.sbp-cert.org](http://www.sbp-cert.org)*

### *Document history*

*Version 1.0: published 26 March 2015*

*Version 1.1 published 22 February 2016*

*Version 1.2 published 23 June 2016*

*Version 1.3 published 14 January 2019*

© Copyright The Sustainable Biomass Program Limited 2019

# Contents

<b>1</b>	<b>Overview</b> .....	<b>1</b>
<b>2</b>	<b>Description of the Supply Base</b> .....	<b>2</b>
2.1	General description.....	2
2.2	Actions taken to promote certification amongst feedstock supplier.....	3
2.3	Final harvest sampling programme.....	4
2.4	Flow diagram of feedstock inputs showing feedstock type [optional].....	4
2.5	Quantification of the Supply Base.....	5
<b>3</b>	<b>Requirement for a Supply Base Evaluation</b> .....	<b>6</b>
<b>4</b>	<b>Supply Base Evaluation</b> .....	<b>7</b>
4.1	Scope.....	7
4.2	Justification.....	7
4.3	Results of Risk Assessment.....	7
4.4	Results of Supplier Verification Programme.....	7
4.5	Conclusion.....	7
<b>5</b>	<b>Supply Base Evaluation Process</b> .....	<b>8</b>
<b>6</b>	<b>Stakeholder Consultation</b> .....	<b>9</b>
6.1	Response to stakeholder comments.....	9
<b>7</b>	<b>Overview of Initial Assessment of Risk</b> .....	<b>10</b>
<b>8</b>	<b>Supplier Verification Programme</b> .....	<b>11</b>
8.1	Description of the Supplier Verification Programme.....	11
8.2	Site visits.....	11
8.3	Conclusions from the Supplier Verification Programme.....	11
<b>9</b>	<b>Mitigation Measures</b> .....	<b>12</b>
9.1	Mitigation measures.....	12
9.2	Monitoring and outcomes.....	12
<b>10</b>	<b>Detailed Findings for Indicators</b> .....	<b>13</b>
<b>11</b>	<b>Review of Report</b> .....	<b>14</b>
11.1	Peer review.....	14
11.2	Public or additional reviews.....	14
<b>12</b>	<b>Approval of Report</b> .....	<b>15</b>

**13 Updates..... 16**

13.1 Significant changes in the Supply Base..... 16

13.2 Effectiveness of previous mitigation measures..... 16

13.3 New risk ratings and mitigation measures ..... 16

13.4 Actual figures for feedstock over the previous 12 months ..... 16

13.5 Projected figures for feedstock over the next 12 months..... 16

# 1 Overview

**Producer name:** LLC “Yugum-Drev”  
**Legal address:** 213533 Republic of Belarus Mogilev region, Cherikov district, Gronov village, Naberezhnaya street 105, office 2.  
**Producer location:** 213208, Republic of Belarus, Mogilev region, Chausovsky district, Kamensky s/s, mehdvor SPK «Svetly putj»  
**Geographic position:** [Lat E/W 53 degrees 836746 minutes, Long N/S 30 degrees 938622 minutes]  
**Primary contact:** Vladimir Shelepa +375296632041, e-mail: [yugum-gronov@mail.ru](mailto:yugum-gronov@mail.ru)  
**Company website:** [www.yugum-drev.by](http://www.yugum-drev.by)  
**Date report finalised:** 01/Apr/2020  
**Close of last CB audit:** 01/Apr/2020  
**Name of CB:** NEPCon  
**Translations from English:** Yes  
**SBP Standard(s) used:** SBP Standard 2: Verification of SBP-compliant Feedstock  
 SBP Standard 4: Chain of Custody  
 SBP Standard 5: Collection and Communication of Data  
**Weblink to Standard(s) used:** <https://sbp-cert.org/documents/standards-documents/standards>  
**SBP Endorsed Regional Risk Assessment:** Not Applicable  
**Weblink to SBE on Company website:** Not Applicable

Indicate how the current evaluation fits within the cycle of Supply Base Evaluations				
Main (Initial) Evaluation	First Surveillance	Second Surveillance	Third Surveillance	Fourth Surveillance
<b>X</b>	<input type="checkbox"/>	<input type="checkbox"/>	<input type="checkbox"/>	<input type="checkbox"/>

## 2 Description of the Supply Base

### 2.1 General description

#### 2.1.1 Forest resources of the Republic of Belarus

The supply base of LLC “Yugum-Drev” is the whole territory of the Republic of Belarus.

All forests in Belarus are in exclusive property of the State. The total area of forest fund is 9.582 million ha of which 8.26 million ha are covered by forest lands. The percentage of forest cover in Belarus reached 39,8%. The total stock of timber is 1796 million m<sup>3</sup>, including ripe and overripe stands which comprise over 296 million m<sup>3</sup>. As a result of conscious efforts on forests’ reproduction, during the last 60 years the area covered by forest has doubled and reached its highest value for more than 100-year period. This increase is a result of both natural processes and afforestation of barren lands unsuitable for farming industry. In Belarus along with increase of total area of forest lands, one could witness a sustainable growth of ripening, ripe and overripe stands. The share of ripe and overripe forests is 14,7%. Average age of stands is over 56 years.

In Belarus the main principles of forest managements are based on the following regulatory documents:

- State-run program for 2016-2020 “Belarus forest”;
- National strategy on sustainable development of the Republic of Belarus;
- Forest Code of the Republic of Belarus.

28 tree species and about 70 species of bushes grow in Belarus. The most widespread are: Scots pine - 50.3%, Birch - 23.2%, European spruce - 9.2%, Black alder - 8.5%, Oak - 3.4%, Aspen - 2.1%

There are two types of forest lands depending on accomplished functions: first and second groups. The first group comprises specially protected nature conservation areas (about 52%), and the second one – exploitable forests for timber harvesting (48%). In accordance with the legislation of the Republic of Belarus all forest lands are in state property and assigned to state forestry enterprises for use. The forest use in Belarus is based on the principle of continuity and sustainability. Average annual timber harvesting value is about 18 million m<sup>3</sup>, which include:

- final felling (mature timber) – 40%
- cleaning cuttings and sanitary felling (young, middle-aged and ripening stands) – 48%
- other cuttings – 12%.

The main conditions of forests’ exploitation are the procurement of forest reproduction and protective afforestation. In 2018 the forest reproduction and afforestation were carried out at the total area of 41,82 thousand ha, including such measures as planting of new forests (about 34,8 thousand ha). According to the forest legislation of the Republic of Belarus, the endangered species and the places of their habitation included in the Red List are to be protected during timber harvesting processes. The cutting of valuable, endangered and specially protected tree species is strictly prohibited.

There are two preserved areas at the territory of Republic of Belarus - Berezinsky Biosphere Reserve (85.2 thousand ha) and Polesie State Radioecological Reserve (216,1 thousand ha) and four national parks -

Belovezhskaya Pushcha (152,962 thousand ha), Braslav Lakes (69,115 thousand ha), Narachanski National Park (93,3 thousand ha) and Pripyatsky National Park (85,841 thousand ha) as well as 334 forest Republic and local reserves and 874 monuments of nature.

The forest certification is an effective tool against illegal cuttings and illegal circulation of timber. There two schemes of forest certification implemented in the Republic of Belarus: FSC (Forest Stewardship Council) and PEFC (Programme for the Endorsement of Forest Certification). As of 1st of January 2019, 96 forest management units (98,5% of total forest fund that belongs to the Ministry of Forestry) is certified in accordance with the requirements of Forest Stewardship Council (FSC). 93 forest management units (95 % of total forest fund that belongs to the Ministry of Forestry) is certified in accordance with the requirements of PEFC (Programme for the Endorsement of Forest Certification).

In Belarus timber industry comprises of forest management (13,5%), processing of timber (69,5%) and paperpulp industry 16,4%). Timber processing is one of the largest manufacturing sectors in Belarus Republic and has a share of about 2% from the whole processing sector in Belarus Republic. Timber industry in Belarus makes approximately 1,1% of gross domestic market. Timber-based products are exported to about 30 world countries.

*Source: Ministry of Forestry of Republic of Belarus*

## 2.1.2 Yugum-drev LLC (Chausy village)

Yugum-Drev LLC is a wood working company supplying timber products to both domestic and European markets. Main export destinations are Latvia and Denmark. In 2010 the company opened two pellets production plants in order to utilize processing residues – one in Gronov village, the other – in Chausy village. Total number of workers employed in the pellet production at both plants is 17.

For the production of SBP pellets at the Chausy site, raw materials (sawdust) are used, purchased from the main supplier - Chausky Forestry (Chausky State Forestry Enterprise). About 41 percent of incoming SBP is compliant secondary (FSC 100%) and about 59% of SBP is non-compliant secondary. All raw materials come from the Republic of Belarus.

Only certified sawdust is used in the production of SBP pellets (SBP-complying secondary feedstock).

In the reporting period, the following tree species were used in the production of pellets:

- Picea abies – about 85%
- Pinus silvestris – about 15%

Other tree species (birch, ostia, gray alder, black alder) can be used in production.

No CITES species are identified within the supply area of Chausy branch.

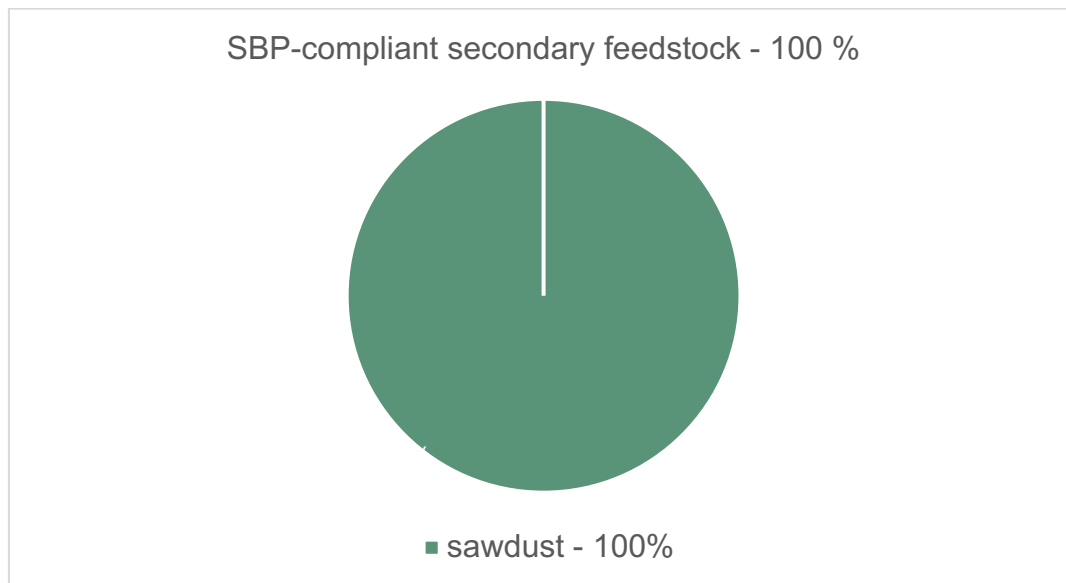
## 2.2 Actions taken to promote certification amongst feedstock supplier

For the production of SBP pellets, FSC-certified raw materials are used. Yugum-Drev underlines the importance of voluntary forest certification to its non-certified suppliers. In the production of fuel pellets, it uses sawdust obtained from the Chaussky forestry enterprise .

## 2.3 Final harvest sampling programme

Not applicable.

## 2.4 Flow diagram of feedstock inputs showing feedstock type [optional]





## 2.5 Quantification of the Supply Base

### Supply Base

- a. Total Supply Base area (ha): 9,582 ml.
- b. Tenure by type (ha): 9,582 ml. (100% stated owned)
- c. Forest by type (ha): 9,582 ml (100% moderate)
- d. Forest by management type (ha): 9,582 ml managed natural
- e. Certified forest by scheme (ha): 9,4 ml.– certified by FSC ;  
8,8 ml. – certified by PEFC.

### Feedstock

- f. Total volume of Feedstock: 4200,21 solid m<sup>3</sup>
  - g. Volume of primary feedstock: not used
  - h. List percentage of primary feedstock (g), by the following categories.  
Subdivide by SBP-approved Forest Management Schemes:
    - Certified to an SBP-approved Forest Management Scheme -0%
    - Not certified to an SBP-approved Forest Management Scheme – 0%
  - i. List all species in primary feedstock, including scientific name – n/a
  - j. Volume of primary feedstock from primary forest - not used
  - k. List percentage of primary feedstock from primary forest (j), by the following categories. Subdivide by SBP-approved Forest Management Schemes:
    - Primary feedstock from primary forest certified to an SBP-approved Forest Management Scheme – 0%
    - Primary feedstock from primary forest not certified to an SBP-approved Forest Management Scheme – 0%
  - l. Volume of secondary feedstock: 4200,21 solid m<sup>3</sup>  
(100% - of raw materials from external suppliers).
- All feedstock comes from the Republic of Belarus.
- m. Volume of tertiary feedstock: not used

### 3 Requirement for a Supply Base Evaluation

SBE completed	SBE not completed
<input type="checkbox"/>	<b>X</b>

The assessment of the resource base was not carried out. In the reporting period, about 41% of FSC certified raw materials and about 59% of non-FSC certified raw materials were used in the production of pellets, which were separated from FSC certified raw materials and used to produce non-FSC certified pellets.

## 4 Supply Base Evaluation

### 4.1 Scope

Not applicable

### 4.2 Justification

Not applicable

### 4.3 Results of Risk Assessment

Not applicable

### 4.4 Results of Supplier Verification Programme

Not applicable

### 4.5 Conclusion

Not applicable

## 5 Supply Base Evaluation Process

Not applicable

## 6 Stakeholder Consultation

Not applicable

### 6.1 Response to stakeholder comments

Not applicable

## 7 Overview of Initial Assessment of Risk

Not applicable

## 8 Supplier Verification Programme

### 8.1 Description of the Supplier Verification Programme

Not applicable

### 8.2 Site visits

Not applicable

### 8.3 Conclusions from the Supplier Verification Programme

Not applicable

## 9 Mitigation Measures

### 9.1 Mitigation measures

Not applicable

### 9.2 Monitoring and outcomes

*Not applicable*



# 10 Detailed Findings for Indicators

Not applicable

## 11 Review of Report

### 11.1 Peer review



No expert evaluation was carried out.

### 11.2 Public or additional reviews

The report on the resource base in Russian and English is available on the company's website

No additional evaluation was conducted.

## 12 Approval of Report

Approval of Supply Base Report by senior management			
Report Prepared by:	Vladimir Shelepa 	Deputy Director	01/04/2020
	Name	Title	Date
The undersigned persons confirm that I/we are members of the organisation's senior management and do hereby affirm that the contents of this evaluation report were duly acknowledged by senior management as being accurate prior to approval and finalisation of the report.			
Report approved by:	Dmitry Pikul 	Director	01/04/2020
	Name	Title	Date
Report approved by:	[name]	[title]	[date]
	Name	Title	Date
Report approved by:	[name]	[title]	[date]
	Name	Title	Date

## 13 Updates

### 13.1 Significant changes in the Supply Base

Not applicable, as this report has been prepared for the primary (main) evaluation.

### 13.2 Effectiveness of previous mitigation measures

Not applicable

### 13.3 New risk ratings and mitigation measures

Not applicable

### 13.4 Actual figures for feedstock over the previous 12 months

n. Total volume of Feedstock: 4200,21 solid m<sup>3</sup>

o. Volume of primary feedstock: not used

p. List percentage of primary feedstock (g), by the following categories.

Subdivide by SBP-approved Forest Management Schemes:

- Certified to an SBP-approved Forest Management Scheme – 0%

- Not certified to an SBP-approved Forest Management Scheme – 0%

q. List all species in primary feedstock, including scientific name – n/a

r. Volume of primary feedstock from primary forest - no

s. List percentage of primary feedstock from primary forest (j), by the following categories. Subdivide by SBP-approved Forest Management Schemes:

- Primary feedstock from primary forest certified to an SBP-approved Forest Management Scheme – 0%

- Primary feedstock from primary forest not certified to an SBP-approved Forest Management Scheme – 0%

t. Volume of secondary feedstock: 4200,21 solid m<sup>3</sup>

(100% - of raw materials from external suppliers).

u. Volume of tertiary feedstock: not used

### 13.5 Projected figures for feedstock over the next 12 months

Projected secondary feedstock volume 2020: 6 000 m<sup>3</sup>