



Supply Base Report: LLC «Imperiya Green»

First Surveillance Audit

www.sbp-cert.org



The promise of good biomass



Completed in accordance with the Supply Base Report Template Version 1.3

For further information on the SBP Framework and to view the full set of documentation see www.sbp-cert.org

Document history

Version 1.0: published 26 March 2015

Version 1.1 published 22 February 2016

Version 1.2 published 23 June 2016

Version 1.3 published 14 January 2019; re-published 3 April 2020

© Copyright Sustainable Biomass Program Limited 2020

Contents

1	Overview	1
2	Description of the Supply Base	2
2.1	General description.....	2
2.2	Actions taken to promote certification amongst feedstock supplier.....	6
2.3	Final harvest sampling programme.....	6
2.4	Flow diagram of feedstock inputs showing feedstock type.....	6
2.5	Quantification of the Supply Base.....	6
3	Requirement for a Supply Base Evaluation	8
4	Supply Base Evaluation	9
4.1	Scope.....	9
4.2	Justification.....	9
4.3	Results of Risk Assessment.....	9
4.4	Results of Supplier Verification Programme.....	9
4.5	Conclusion.....	9
5	Supply Base Evaluation Process	10
6	Stakeholder Consultation	11
6.1	Response to stakeholder comments.....	11
7	Overview of Initial Assessment of Risk	12
8	Supplier Verification Programme	13
8.1	Description of the Supplier Verification Programme.....	13
8.2	Site visits.....	13
8.3	Conclusions from the Supplier Verification Programme.....	13
9	Mitigation Measures	14
9.1	Mitigation measures.....	14
9.2	Monitoring and outcomes.....	14
10	Detailed Findings for Indicators	15
11	Review of Report	16
11.1	Peer review.....	16
11.2	Public or additional reviews.....	16
12	Approval of Report	17
13	Updates	18
13.1	Significant changes in the Supply Base.....	18
13.2	Effectiveness of previous mitigation measures.....	18
13.3	New risk ratings and mitigation measures.....	18

13.4 Actual figures for feedstock over the previous 12 months 18

13.5 Projected figures for feedstock over the next 12 months..... 18

1 Overview

Producer name: Limited liability company «Imperiya Green»

Producer location: Schmidta ave., house 114/2, Mogilev, 212035, Mogilev region, Republic of Belarus

Geographic position: Lat E/W 53°48'8".773, Long N/S 30°20'15".774

Primary contact: Oksana Voitava. +375 29 335 03 45, imperiya_grin@mail.ru

Company website: ecogreen.by

Date report finalised: 30/Nov/2020

Close of last CB audit: 29/Dec/2020, Mogilev, Republic of Belarus

Name of CB: NEPCon

Translations from English: Yes

SBP Standard(s) used: Standard 2 version 1.0, Standard 4 version 1.0, Standard 5 version 1.0

Weblink to Standard(s) used: <https://sbp-cert.org/documents/standards-documents/standards>

SBP Endorsed Regional Risk Assessment: [not applicable]

Weblink to SBE on Company website: [not applicable]

Indicate how the current evaluation fits within the cycle of Supply Base Evaluations				
Main (Initial) Evaluation	First Surveillance	Second Surveillance	Third Surveillance	Fourth Surveillance
<input type="checkbox"/>	<input checked="" type="checkbox"/>	<input type="checkbox"/>	<input type="checkbox"/>	<input type="checkbox"/>

2 Description of the Supply Base

2.1 General description

2.1.1 Forest fund

In the Republic of Belarus forests are one of the main renewable natural resources and the major national wealth. The woods and forest resources are of great importance for sustainable social and economic development of the country, ensuring its economic, energy, ecological and food security. For a number of the key indicators characterizing forest fund (woodiness of the territory, the area of the woods and stock of growing wood in terms of per capita), Belarus is among the top ten forest states of Europe.

Forestry of Belarus successfully implementing the principles of sustainable multipurpose forest management, is important for stable functioning of the forest sector of the country and contributes to the development of allied industries of economy, making a significant contribution to the implementation of the signed international treaties at the global level in the field of environmental protection. Its economic, environmental and social role has been steadily increasing. All this gives grounds to say that in modern conditions the forestry sector from traditional commodity industry turns into infrastructural and one of the key sectors of the national economic complex, especially in the rural areas of the country.

As a result of purposeful work on reproduction of the woods and forest growing, positive dynamics of forest fund is reached.

So from 1994 the key quantitative and qualitative indexes of the forests improved:

forest area increased by 908,6 thousand hectares from 7371,7 to 8280,3 thousand hectares;

the area under forest of the Republic reached 39.9 per cent (increased by 4.4%);

the total stock of standing timber increased by 738,6 million cubic meters and amounted to 1831,8 million cubic meters (including in Mature and overmature stands - 300,9 million cubic meters and constituted – 375,4 million cubic meters);

the stock per 1 ha. of forested land increased by 73 cubic meters and amounted to 221 cubic meters per 1 ha.; the stock of mature and overmature plantings increased by 59 cubic meters and reached 272 cubic meters per 1 ha.;

average age of plantings increased from 44 to 56 years.

Dynamics of indices of forest Fund of the Republic of Belarus:

Name of indicator	unit of measure	Index as at			
		1994	2001	2010	2020
1. The total area of forest fund lands	thousand hectares	8676,1	9247,5	9416,6	9620,9
1.1 Forest lands	thousand hectares	7775,9	8275,7	8598,2	8799,1
	%	89,6	89,4	91,3	91,5
1.2 Forested land – in all	thousand hectares	7371,7	7850,6	8002,4	8280,3
	%	85	85,0	85,0	86,1
mature and overmature	thousand hectares	350,1	623	804,4	1379,1
	%	4,7	7,9	10,1	16,7
2. Area under forest	%	35,5	37,8	38,5	39,9
3. The General stock of stands – in all	million m3	1093,2	1339,9	1566,1	1831,8
4. The total average inventory change	million m3	24,9	28,2	30,2	33,4
5. The average stock of plantations	m3/hectar	148	171	196	221
5.1. Mature and overmature	m3/hectar	213	220	244	283
6. The average age	years	44	48	52	56

In Belarus along with increase in total area of forest fund also the sustainable growth of the areas of ripening as well as mature and overmature plantings is observed

All forests in Belarus are the exclusive property of the state.

Name of the ministries, organizations	Area, thousand ha.	The percent of total area	The number of the legal entities conducting forestry
The Ministry of Forestry	8461,3	87,9	98
The Ministry of defence	90,1	0,9	2
Ministry of Emergency Situations	216,9	2,3	1
Ministry of education	27,8	0,3	2
Administrative Department of the President of the Republic of Belarus	767,8	8,0	7
The national Academy of Sciences of Belarus	41,6	0,4	3
Local executive and administrative bodies	15,4	0,2	6
In all	9620,9	100,0	119

In Belarus the main principles of forest managements are based on the following regulatory documents:

- State-run program for 2016-2020 "Belarus forest"
- National strategy on sustainable development of the Republic of Belarus
- Forest Code of the Republic of Belarus.

The called documents have defined the following purposes at the organization of forest exploitation: rational, inexhaustible and continuous use of the forests.

providing of a relatively constant forest management within the forest Fund for subjects of forestry.

implementation of ecologically sound (nature compatible) forest exploitation.

28 tree species and about 70 species of bushes grow in Belarus. The most widespread are: Scots pine - 50.3%, Birch - 23.2%, European spruce - 9.2%, Black alder - 8.5%, Oak - 3.4%, Aspen - 2.1%

Forest certification is carried out in accordance with the requirements of the international scheme of the FSC Forest council of trustees and within the framework of the Forest Certification System of the National System of Conformity of the Republic of Belarus recognized by Pan-European Forest Certification Council (PEFC).

In accordance with the requirements of the of the Forest council of trustees (FSC) scheme, as of January 1, 2019, 96 forest enterprises or 8,3 million hectares of forest fund (98,5% of all forest fund of the Ministry of Forestry) were certified.

According to PEFC scheme, systems of forest management and forest exploitation of 93 forest enterprises of the Ministry of Forestry are certified on an area of 8,0 million hectares of forest fund (95% of all forest fund of the Ministry of Forestry).

In Belarus timber industry comprises of forest management (13,5%), processing of timber (69,5%) and paper-pulp industry 16,4%). Timber processing is one of the largest manufacturing sectors in Belarus Republic and has a share of about 2% from the whole processing sector in Belarus Republic. Timber industry in Belarus makes approximately 1,1% of gross domestic market. Timber-based products are exported to about 30 world countries. The export of sawn timber in 2019 in percentage terms by country was: Lithuania - 25%, Germany - 25%, Latvia - 18%, Poland - 5%, China - 4%, Belgium - 3%, Romania - 2%, Azerbaijan – 4%, other – 14 %.

source: <http://www.mlh.by>

2.1.2 Supply Base of Limited liability company «Imperiya Green»

Limited liability company «Imperiya Green» located in the eastern part of the Republic of Belarus, on the territory of the Mogilev region. The company has no separate divisions. The company does not carry out forestry activities and does not harvest wood. Limited liability company «Imperiya Green» produces fuel pellets from secondary feedstock only. Limited liability company «Imperiya Green» sources from the whole territory of the Republic of Belarus, mainly from Mogilev and Gomel regions.



Fig.1 Supply Base of Limited liability company «Imperiya Green» – Republic of Belarus

Limited liability company «Imperiya Green» uses both certified and non-certified feedstock. The company purchases raw materials for the production of pellets from 15 certified suppliers with an FSC 100% declaration, as well as non-certified raw materials from about 20 suppliers. Non-certified raw materials are used for the production of fuel pellets on the domestic market or export supplies for further sale by retail buyers in small batches.

For the production of certified pellets for export only certified raw materials are used (100% of feedstock (sawdust, wood chips) with an FSC 100%).

- SBP-compliant secondary feedstock – **81 %** of the total amount of raw materials purchased.

The following tree species are used: Scots pine (*Pinus sylvestris*), Norway spruce (*Picea abies*), Hanging birch (*Betula pendula*), Alder (*Alnus spp*), Common aspen (*Populus tremula*), English oak (*Quercus robur*), Common hornbeam (*Carpinus betulus*), Common ash (*Fraxinus excelsior*)

No CITES species are identified within the supply base.

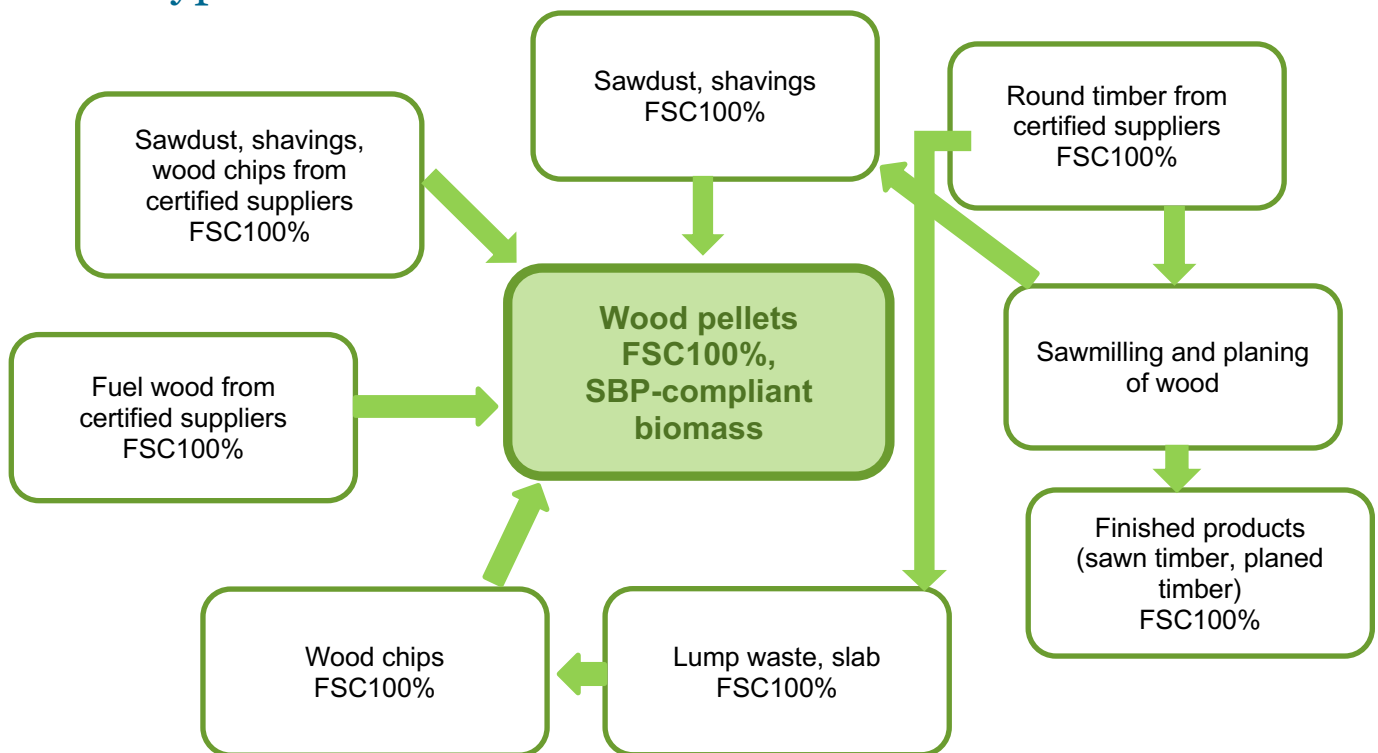
2.2 Actions taken to promote certification amongst feedstock supplier

For the production of SBP - certified pellets Limited liability company «Imperiya Green» uses FSC certified material from certified Belarus suppliers. Management has decided to reduce the volume of raw materials which does not come from FSC certified forests and does not have an FSC claim. When communication with an uncertified FMU / sawmill takes place, Limited liability company «Imperiya Green» representatives underline the importance of complying with the existing requirements and promotes voluntary forest certification.

2.3 Final harvest sampling programme

Not applicable.

2.4 Flow diagram of feedstock inputs showing feedstock type



2.5 Quantification of the Supply Base

Provide metrics for the Supply Base including the following. Where estimates are provided these shall be justified.

Supply Base

- Total Supply Base area (ha): 9,621 ml
- Tenure by type (ha): 9,621 ml (100% stated owned)
- Forest by type (ha): 9,621 ml temperate
- Forest by management type (ha): 9,621 ml managed natural

e. Certified forest by scheme (ha): 8,3 ml – certified by FSC, 8,0 - certified by PEFC)

Feedstock

f. Total volume of Feedstock: **17994.70 m3**

g. Volume of primary feedstock: not used

h. List percentage of primary feedstock (g), by the following categories. Subdivide by SBP-approved Forest Management Schemes:

- Certified to an SBP-approved Forest Management Scheme – 0%
- Not certified to an SBP-approved Forest Management Scheme – 0%

i. List all species in primary feedstock, including scientific name - Not applicable.

j. Volume of primary feedstock from primary forest- Not applicable.

k. List percentage of primary feedstock from primary forest (j), by the following categories. Subdivide by SBP-approved Forest Management Schemes:

- Primary feedstock from primary forest certified to an SBP-approved Forest Management Scheme - 0%
- Primary feedstock from primary forest not certified to an SBP-approved Forest Management Scheme – 0%

l. Volume of secondary feedstock: specify origin and type – **17994.70 m3** (100% secondary raw materials from external suppliers, sawdust, Belarus).

m. Volume of tertiary feedstock: specify origin and composition - Not applicable.

- * Compelling justification would be specific evidence that, for example, disclosure of the exact figure would reveal commercially sensitive information that could be used by competitors to gain competitive advantage. State the reasons why the information is commercially sensitive, for example, what competitors would be able to do or determine with knowledge of the information.

Bands for (f) and (g) are:

1. 0 – 200,000 tonnes or m³
2. 200,000 – 400,000 tonnes or m³
3. 400,000 – 600,000 tonnes or m³
4. 600,000 – 800,000 tonnes or m³
5. 800,000 – 1,000,000 tonnes or m³
6. >1,000, 000 tonnes or m³

Bands for (h), (l) and (m) are:

1. 0%-19%
2. 20%-39%
3. 40%-59%
4. 60%-79%
5. 80%-100%

NB: Percentage values to be calculated as rounded-up integers.

3 Requirement for a Supply Base Evaluation

SBE completed	SBE not completed
<input type="checkbox"/>	<input checked="" type="checkbox"/>

SBE was not conducted because all feedstock used in production SBP- compliant biomass is FSC certified.

Non-certified feedstock are separated. Non-certified pellets are sold domestically.

4 Supply Base Evaluation

4.1 Scope

Not applicable.

4.2 Justification

Not applicable.

4.3 Results of Risk Assessment

Not applicable.

4.4 Results of Supplier Verification Programme

Not applicable.

4.5 Conclusion

Not applicable.

5 Supply Base Evaluation Process

Not applicable.

6 Stakeholder Consultation

Not applicable.

6.1 Response to stakeholder comments

Not applicable.

7 Overview of Initial Assessment of Risk

Not applicable.

8 Supplier Verification Programme

8.1 Description of the Supplier Verification Programme

Not applicable.

8.2 Site visits

Not applicable.

8.3 Conclusions from the Supplier Verification Programme

Not applicable.

9 Mitigation Measures

9.1 Mitigation measures

Not applicable.

9.2 Monitoring and outcomes

Not applicable.

10 Detailed Findings for Indicators

Not applicable.

11 Review of Report

11.1 Peer review

Peer review was not used.



11.2 Public or additional reviews

The report is published at www.ecogreen.by for public review by all interested parties.

After the review, all of the stakeholders can forward their feedbacks, if there any, to the e-mail address:

imperiya_grin@mail.ru.

12 Approval of Report

Approval of Supply Base Report by senior management			
Report Prepared by:	[Oksana Voitava] 	[Deputy Director for Development and Foreign Economic Affairs]	[01/12/2020]
	Name	Title	Date
The undersigned persons confirm that I/we are members of the organisation's senior management and do hereby affirm that the contents of this evaluation report were duly acknowledged by senior management as being accurate prior to approval and finalisation of the report.			
Report approved by:	[Yauhen Supiashkou] 	[Director]	[01/12/2020]
	Name	Title	Date

13 Updates

Not applicable.

13.1 Significant changes in the Supply Base

There were no significant changes.

13.2 Effectiveness of previous mitigation measures

Not applicable.

13.3 New risk ratings and mitigation measures

Not applicable.

13.4 Actual figures for feedstock over the previous 12 months

Detailed information is provided in paragraph 2.5.

13.5 Projected figures for feedstock over the next 12 months

Volume of secondary feedstock: 25 000 m³ per year (incl. 23 000 m³ – FSC 100%)*

- * Compelling justification would be specific evidence that, for example, disclosure of the exact figure would reveal commercially sensitive information that could be used by competitors to gain competitive advantage. State the reasons why the information is commercially sensitive, for example, what competitors would be able to do or determine with knowledge of the information.

Bands are:

1. 0 – 200,000 tonnes or m³
2. 200,000 – 400,000 tonnes or m³
3. 400,000 – 600,000 tonnes or m³
4. 600,000 – 800,000 tonnes or m³
5. 800,000 – 1,000,000 tonnes or m³
6. >1,000, 000 tonnes or m³