



# Supply Base Report: PMUE “Postavsky Furniture Center” (Leninskaya street)

Second Surveillance Audit

[www.sbp-cert.org](http://www.sbp-cert.org)



**The promise of good biomass**



# Completed in accordance with the Supply Base Report Template Version 1.3

*For further information on the SBP Framework and to view the full set of documentation see [www.sbp-cert.org](http://www.sbp-cert.org)*

## *Document history*

*Version 1.0: published 26 March 2015*

*Version 1.1 published 22 February 2016*

*Version 1.2 published 23 June 2016*

*Version 1.3 published 14 January 2019; re-published 3 April 2020*

© Copyright Sustainable Biomass Program Limited 2020

# Contents

<b>1</b>	<b>Overview</b> .....	<b>1</b>
<b>2</b>	<b>Description of the Supply Base</b> .....	<b>2</b>
2.1	General description.....	2
2.2	Actions taken to promote certification amongst feedstock supplier.....	5
2.3	Final harvest sampling programme.....	5
2.4	Flow diagram of feedstock inputs showing feedstock type [optional].....	6
2.5	Quantification of the Supply Base.....	7
<b>3</b>	<b>Requirement for a Supply Base Evaluation</b> .....	<b>8</b>
<b>4</b>	<b>Supply Base Evaluation</b> .....	<b>9</b>
4.1	Scope.....	9
4.2	Justification.....	9
4.3	Results of Risk Assessment.....	9
4.4	Results of Supplier Verification Programme.....	9
4.5	Conclusion.....	9
<b>5</b>	<b>Supply Base Evaluation Process</b> .....	<b>10</b>
<b>6</b>	<b>Stakeholder Consultation</b> .....	<b>11</b>
6.1	Response to stakeholder comments.....	11
<b>7</b>	<b>Overview of Initial Assessment of Risk</b> .....	<b>11</b>
<b>8</b>	<b>Supplier Verification Programme</b> .....	<b>13</b>
8.1	Description of the Supplier Verification Programme.....	13
8.2	Site visits.....	13
8.3	Conclusions from the Supplier Verification Programme.....	13
<b>9</b>	<b>Mitigation Measures</b> .....	<b>13</b>
9.1	Mitigation measures.....	14
9.2	Monitoring and outcomes.....	14
<b>10</b>	<b>Detailed Findings for Indicators</b> .....	<b>14</b>
<b>11</b>	<b>Review of Report</b> .....	<b>16</b>
11.1	Peer review.....	16
11.2	Public or additional reviews.....	16
<b>12</b>	<b>Approval of Report</b> .....	<b>16</b>
<b>13</b>	<b>Updates</b> .....	<b>18</b>
13.1	Significant changes in the Supply Base.....	18
13.2	Effectiveness of previous mitigation measures.....	18
13.3	New risk ratings and mitigation measures.....	18

13.4 Actual figures for feedstock over the previous 12 months ..... 18

13.5 Projected figures for feedstock over the next 12 months..... 18

# 1 Overview

Producer name: PMUE “Postavsky Furniture Center”

Producer location: Ozernaya, 28, Postavy, 211871, Republic of Belarus

Geographic position: 55°07'14.3"N 26°47'27.4E

Primary contact: Artemy Grebennikov (*Technic-technologist*), Ozernaya, 28, Postavy, 211871, Republic of Belarus, telephone: +375 29 895 27 03, email: grebearty@gmail.com

Company website: [www.pmc.by](http://www.pmc.by)

Date report finalised: 30/Oct/2020

Close of last CB audit: 30/Oct/2020

Name of CB: NEPCon LT

Translations from English: Yes (Russian)

SBP Standard(s) used: Standard 2 version 1.0; Standard 4, version 1.0; Standard 5 version 1.0

Weblink to Standard(s) used: <https://sbp-cert.org/documents/standards-documents/standards>

SBP Endorsed Regional Risk Assessment: not applicable

Weblink to SBE on Company website: not applicable

Indicate how the current evaluation fits within the cycle of Supply Base Evaluations				
Main (Initial) Evaluation	First Surveillance	Second Surveillance	Third Surveillance	Fourth Surveillance
<input type="checkbox"/>	<input type="checkbox"/>	<input checked="" type="checkbox"/>	<input type="checkbox"/>	<input type="checkbox"/>

## 2 Description of the Supply Base

### 2.1 General description

PMUE “Postavsky Furniture Center”’s feedstock originating from Belarus and consist of *SBP feedstock groups*

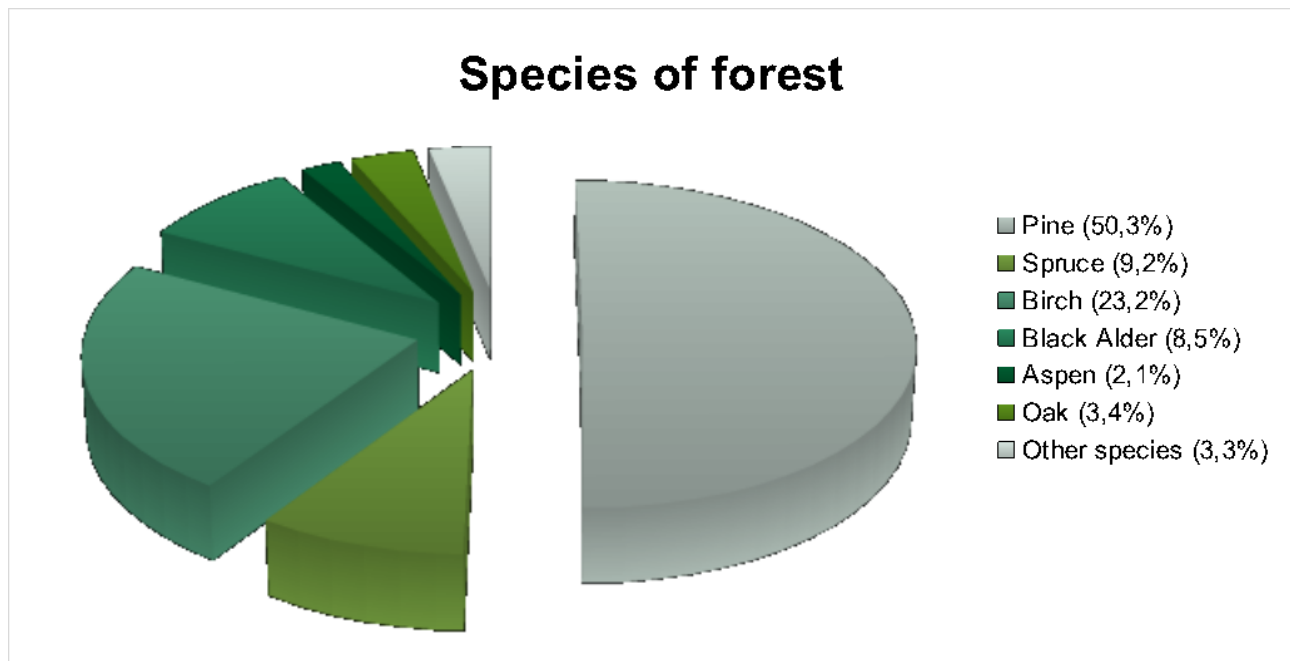
<i>SBP product group</i>	<i>Primary feedstock</i>	<i>Secondary feedstock</i>	<i>Pre-consumer tertiary feedstock</i>	<i>Post-consumer tertiary feedstock</i>	<i>Number of suppliers</i>	<i>Tree species composition</i>
<i>SBP-compliant feedstock in the total supply (for pellet production): FSC100%</i>	-	100%	-	-	14	Picea abies Pinus sylvestris Betula pendula Quercus robur Fraxinus excelsior Alnus glutinosa
<i>SBP-compliant feedstock in the total supply (for pellet production): FSC-controlled</i>	-	-	-	-	-	-
<i>% of non-SBP feedstock in the total supply</i>	-	-	-	-	-	-
<i>Total supply sep2019 – aug2020</i>	100%					

## Republic of Belarus forest resources

Indicator name	Unit of measurement	Indicator as of			
		1994 year	2001 year	2010 year	2020 year
1. Total area of the forest fund lands	thousand .ha	8676,1	9247,5	9416,6	9620,9
1.1. Forest lands	thousand .ha	7775,9	8275,7	8598,2	8799,1
	%	89,6	89,4	91,3	91,5
1.2. Forest covered land - total	thousand .ha	7371,7	7850,6	8002,4	8280,3
	%	85	85,0	85,0	86,1
ripe and overripe	thousand .ha	350,1	623	804,4	1379,1
	%	4,7	7,9	10,1	16,7
2. Woodiness	%	35,5	37,8	38,5	39,9
3. Total stock of plantations - total	million. m3	1093,2	1339,9	1566,1	1831,8
4. Total Average Change in Stock	million. m3	24,9	28,2	30,2	33,4
5. Average stock of plantations	m3/ha	148	171	196	221
5.1. Ripe and overripe	m3/ha	213	220	244	283
6. Average age	Years	44	48	52	56

Source: <http://www.mlh.by>

## Distribution of forests by the dominant species:



Source: <http://www.mlh.by>

## Timber production by types of cuts, by volume produced:

Harvesting of woods is carried out during the main cuttings as well as during intermediate using – fellings for forest care, selective sanitary fellings and fellings for reconstruction. Also cuttings for updating and formation (rearrangement) of plantings, sanitary felling, cleaning of littered plots, clearing of the forest areas for construction of pipelines, roads, power lines and communication, other objects.

Source: <http://www.mlh.by>

## The field of forestry

Management of the state-owned forests is performed by different types of state organizations.

## Biological diversity

Republic of Belarus has been a signatory of the CITES Convention since 1995. CITES requirements are respected in forest management, although there are no species included in the CITES lists in Belarus. Forest regeneration is carried out annually over an area of 32,000 ha, including 81% of the forest planting and seeding and 19% by natural regeneration.

Source: <http://belstat.gov.by>

There are 2 strictly protected National reserves and 4 National parks present in Belarus at the moment. Area of National reserves accounts 2,98 milj ha and area of National parks is 3,98 milj ha.



## Forest and community

In 2019 in all kinds of felling there were harvested 20.9 million cubic meters marketable timber. Forestry institutions of the Ministry of Forestry supplied timber products for export and provided services for a total amount of more than 153.9 million. USD, accounting for 110% by 2018. In 2019, the organizations of the Ministry of Forestry increased the volume of exports of woodworking products, which in value terms amounted to: sawn timber - 59% of the total export sales, round unprocessed wood - 3%, rounded products - 5% and other products - 33%

The export of sawn timber in 2019 in percentage terms by country was: Lithuania - 25%, Germany - 25%, Latvia - 18%, Poland - 5%, China - 4%, Belgium - 3%, Romania - 2%, Azerbaijan - 4 %, others - 14%.

The entry into the promising Chinese market was a landmark event. In 2019, forestry institutions supplied 47.3 thousand cubic meters to this country. meters of lumber.

## Certification

In accordance with the requirements of the of the Forest council of trustees (FSC) scheme, as of January 1, 2019, 96 forest enterprises or 8,3 million hectares of forest fund (98,5% of all forest fund of the Ministry of Forestry) were certified.

According to PEFC scheme, systems of forest management and forest exploitation of 93 forest enterprises of the Ministry of Forestry are certified on an area of 8.0 million hectares of forest fund (95,0% of all forest fund of the Ministry of Forestry).

Both the FSC and PEFC systems have found their way into Republic of Belarus.

## 2.2 Actions taken to promote certification amongst feedstock supplier

Our company have SBP certificate. But we have expanded in the end of 2018 year, and now we have two pellet factories.

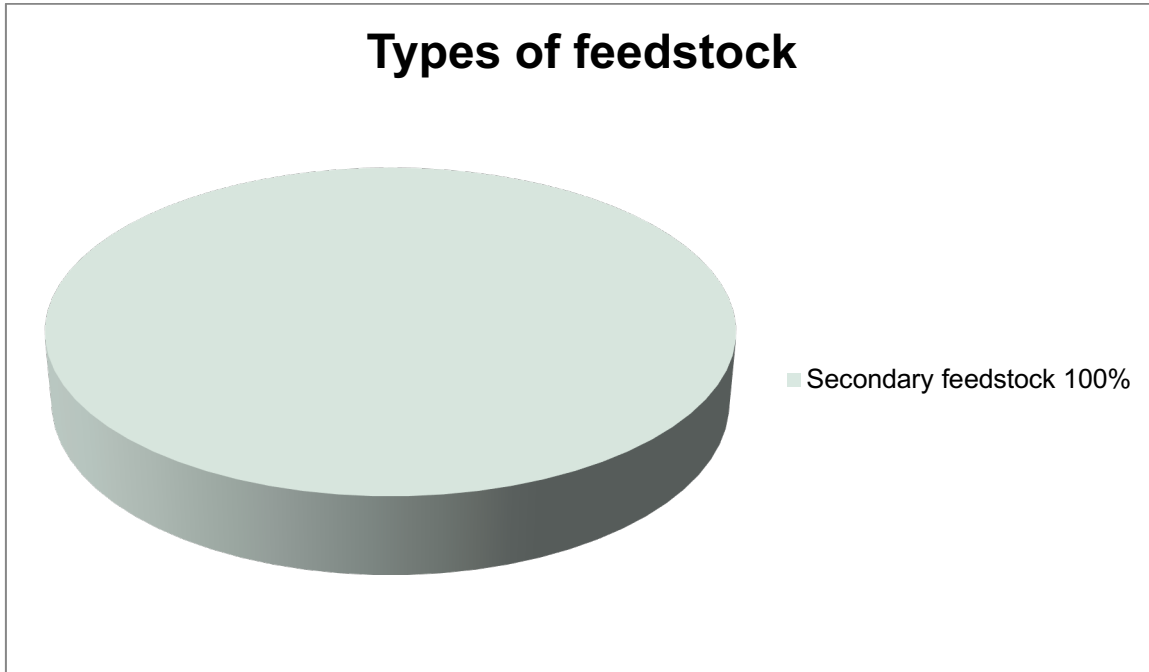
According to first factory (Ozernaya st.): during first reporting period, the share of certified feedstock was approx. 14% and this figure was increased during second reporting period up to 84,33%. At 2017 year we had increased level of certified feedstock until 89.81%. In 2018 we have refused from non-certified feedstock fully. In 2020 we continue to follow step by step by SBP system and try to match all requariements of always improving SBP system.

The company's policy is to give a preference to certified suppliers and fully refuse to non-certified suppliers. Supply base is almost always certified among the whole Republic of Belarus. Feedstock (sawdust) consists of sawmill residues from main production of suppliers. Therefore, uncertified and new suppliers are invited to certify their chain of custody and get benefit from utilising their residues.

## 2.3 Final harvest sampling programme

Not applicable

## 2.4 Flow diagram of feedstock inputs showing feedstock type [optional]



## 2.5 Quantification of the Supply Base

### Supply Base

- |                                     |   |
|-------------------------------------|---|
| a. Total Supply Base area (ha)      | 9,62 mil. ha: Cumulative area of all forest types within SB                           |
| b. Tenure by type (ha):             | 9,62 mil. ha Governmental   |
| c. Forest by type (temperate):      | 9,62 mil. ha Temperate  |
| d. Forest by management type (ha):  | 9,62 mil. ha Managed Natural  |
| e. Certified forest by scheme (ha): | 8,3 mil. ha FSC or 8,0 mil. ha PEFC certified forest of total area of the forest fund |

### Feedstock

- f. Total volume of Feedstock: 55 139.7 tonnes
- g. Volume of primary feedstock: 0 tonnes
- h. List percentage of primary feedstock (g), by the following categories. Subdivide by SBP-approved Forest Management Schemes:
  - Certified to an SBP-approved Forest Management Scheme – Not applicable
  - Not certified to an SBP-approved Forest Management Scheme – Not applicable
- i. List all species in primary feedstock: Not applicable
- j. Volume of primary feedstock from primary forest - Not applicable
- k. List percentage of primary feedstock from primary forest (j), by the following categories. Subdivide by SBP-approved Forest Management Schemes:
  - Primary feedstock from primary forest certified to an SBP-approved Forest Management Scheme: Not applicable
  - Primary feedstock from primary forest not certified to an SBP-approved Forest Management Scheme: Not applicable
- l. Volume of secondary feedstock: Purchased wet sawdust 31 054.2 tonnes and offcuts 24 085.5 tonnes. Own wet woodchips 13 314.2 tonnes.
- m. Volume of tertiary feedstock: Not applicable

### 3 Requirement for a Supply Base Evaluation

SBE completed	SBE not completed
<input type="checkbox"/>	<input checked="" type="checkbox"/>

SBE was not conducted because all feedstock used in production is FSC certified, all feedstock used for heating is a part of laver feedstock (derived from the certified sources).

## 4 Supply Base Evaluation

### 4.1 Scope

Not applicable

### 4.2 Justification

Not applicable

### 4.3 Results of Risk Assessment

Not applicable

### 4.4 Results of Supplier Verification Programme

Not applicable

### 4.5 Conclusion

Not applicable

# 5 Supply Base Evaluation Process

Not applicable

# 6 Stakeholder Consultation

Not applicable

## 6.1 Response to stakeholder comments

Not applicable

# 7 Overview of Initial Assessment of Risk

Not applicable



# 8 Supplier Verification Programme

## 8.1 Description of the Supplier Verification Programme

Not applicable

## 8.2 Site visits

Not applicable

## 8.3 Conclusions from the Supplier Verification Programme

Not applicable

# 9 Mitigation Measures

## 9.1 Mitigation measures

Not applicable

## 9.2 Monitoring and outcomes

Not applicable

# 10 Detailed Findings for Indicators

Not applicable

# 11 Review of Report




## 11.1 Peer review

There wasn't any review.

## 11.2 Public or additional reviews

Not applicable

## 12 Approval of Report

Approval of Supply Base Report by senior management			
Report Prepared by:	 <b>A.Grebennikov</b>	<b>Technik-technologist</b>	<b>30.10.2020</b>
	Name	Title	Date
<p>The undersigned persons confirm that I/we are members of the organisation's senior management and do hereby affirm that the contents of this evaluation report were duly acknowledged by senior management as being accurate prior to approval and finalisation of the report.</p>			
Report approved by:	  <b>A.Babichev</b>	<b>Executive director</b>	<b>30.10.2020</b>
	Name	Title	Date

# 13 Updates

There is no significant changes in the supply base.

## 13.1 Significant changes in the Supply Base

Not applicable

## 13.2 Effectiveness of previous mitigation measures

Not applicable

## 13.3 New risk ratings and mitigation measures

Not applicable

## 13.4 Actual figures for feedstock over the previous 12 months

55 139.7 tonnes in 2020 year.

## 13.5 Projected figures for feedstock over the next 12 months

55 000 tonnes in 2021 year.