



Supply Base Report: Canfor Energy North Limited Partnership – Chetwynd Operations

Second Surveillance Audit

www.sbp-cert.org



The promise of good biomass



Completed in accordance with the Supply Base Report Template Version 1.3

For further information on the SBP Framework and to view the full set of documentation see www.sbp-cert.org

Document history

Version 1.0: published 26 March 2015

Version 1.1 published 22 February 2016

Version 1.2 published 23 June 2016

Version 1.3 published 14 January 2019; re-published 3 April 2020

© Copyright Sustainable Biomass Program Limited 2020

Contents

1	Overview	1
2	Description of the Supply Base	2
2.1	General description.....	2
2.2	Actions taken to promote certification amongst feedstock supplier.....	3
2.3	Final harvest sampling programme.....	3
2.4	Flow diagram of feedstock inputs showing feedstock type [optional].....	3
2.5	Quantification of the Supply Base.....	4
3	Requirement for a Supply Base Evaluation	6
4	Supply Base Evaluation	7
4.1	Scope.....	7
4.2	Justification.....	7
4.3	Results of Risk Assessment.....	7
4.4	Results of Supplier Verification Programme.....	7
4.5	Conclusion.....	7
5	Supply Base Evaluation Process	8
6	Stakeholder Consultation	9
6.1	Response to stakeholder comments.....	9
7	Overview of Initial Assessment of Risk	9
8	Supplier Verification Programme	11
8.1	Description of the Supplier Verification Programme.....	11
8.2	Site visits.....	11
8.3	Conclusions from the Supplier Verification Programme.....	11
9	Mitigation Measures	11
9.1	Mitigation measures.....	12
9.2	Monitoring and outcomes.....	12
10	Detailed Findings for Indicators	12
11	Review of Report	14
11.1	Peer review.....	14
11.2	Public or additional reviews.....	14
12	Approval of Report	15
13	Updates	16
13.1	Significant changes in the Supply Base.....	16
13.2	Effectiveness of previous mitigation measures.....	16
13.3	New risk ratings and mitigation measures.....	16

13.4 Actual figures for feedstock over the previous 12 months 16

13.5 Projected figures for feedstock over the next 12 months..... 17

1 Overview

Producer name: Canfor Energy North Limited Partnership - Chetwynd facility

Producer location: 4700 50th St./Box 180, Chetwynd, BC, Canada, V0C1J0

Geographic position: 550 42`3`N 1210 37`29`W

Primary contact: Brittany Burnett, 5162 Northwood Pulp Mill Road, Prince George BC, V2L 4W2, 250-962-3480

Company website: <https://www.canfor.com/products/energy/pellets>

Date report finalised: 30/Nov/2020

Close of last CB audit: 24/Dec/2020

Name of CB: Control Union Certifications B.V.

Translations from English: No

SBP Standard(s) used: Standards #2/4/5

Weblink to Standard(s) used: <https://sbp-cert.org/documents/standards-documents/standards>

SBP Endorsed Regional Risk Assessment: N/A

Weblink to SBE on Company website: N/A

Indicate how the current evaluation fits within the cycle of Supply Base Evaluations				
Main (Initial) Evaluation	First Surveillance	Second Surveillance	Third Surveillance	Fourth Surveillance
<input type="checkbox"/>	<input type="checkbox"/>	<input checked="" type="checkbox"/>	<input type="checkbox"/>	<input type="checkbox"/>

2 Description of the Supply Base

2.1 General description

CENLP's feedstock comes exclusively from sawmill residuals created in Canada. The primary input is received onsite from Canfor Corporation's Chetwynd sawmill (>45%) with some inputs from other Canfor sawmill facilities (>45%) in British Columbia and Alberta, and the remainder from West Fraser's Chetwynd Industries sawmill. CENLP does not undertake harvesting activities.

The majority of forest management and harvesting within the Supply Base Area is conducted on Crown Lands which are owned and controlled by the province of British Columbia or Alberta. Harvesting of the crown lands in the British Columbia supply base is either conducted directly by the Province through their BC Timber Sales (BCTS) Program, or by companies which hold timber harvest licences issued by the Province. Harvesting of the crown lands in the Alberta supply base are done by companies which hold timber harvest licences issued by the Province. The log supply for the local sawmills at both Canfor and West Fraser originate from TFL #48, Dawson Creek TSA, Fort St John TSA, Fort Nelson TSA, Mackenzie TSA, Prince George TSA, and West Central Alberta, FMA 8800025 and FMA 9900037. The Timber harvesting licences can either be area-based licences or volume-based licences, with the management and harvesting rates being directly controlled by the Province through Forest Legislation and Regulation. A minor component of wood delivered to the sawmills originate as purchase from private landowners clearing for agriculture/other purposes and from salvage from other industrial land clearing such as oil/gas companies or mining. A detailed description of the fibre supply areas for both British Columbia and Alberta can be found in the current timber supply review documents which are located at:

<https://www2.gov.bc.ca/gov/content/industry/forestry/managing-our-forest-resources/timber-supply-review-and-allowable-annual-cut>.

<https://www.agric.gov.ab.ca/app21/forestrypage?cat1=Forest%20Management&cat2=Forest%20Management%20Agreements&cat3=FMA%20Holders>.

CENLP uses primarily SPF residuals (spruce/pine/balsam fir) with minor inputs of other coniferous species (black spruce). Occasionally there may be some hardwood species in the residuals where sawmills have milled species such as aspen, cottonwood or paper birch. No softwood or hardwood species in British Columbia or Alberta are listed in CITES (Convention on International Trade in Endangered Species of Wild Fauna and Flora).

CENLP's feedstock is largely SBP-compliant (94% certified from 6 suppliers) as the residuals are transferred as certified under each supplier's PEFC™ Chain of Custody certificate. Any portion of the residuals transferred that is not PEFC™ certified is PEFC™ controlled (6% controlled from 1 supplier) and has been screened through Canfor's PEFC™ due diligence system. The licensees who provide the residuals harvest timber from their certified forestlands and purchase some amount of logs from other certified or uncertified forestlands.

CENLP uses 100% secondary feedstock and does not procure any feedstock that is not PEFC™ certified or PEFC™ controlled.

2.2 Actions taken to promote certification amongst feedstock supplier

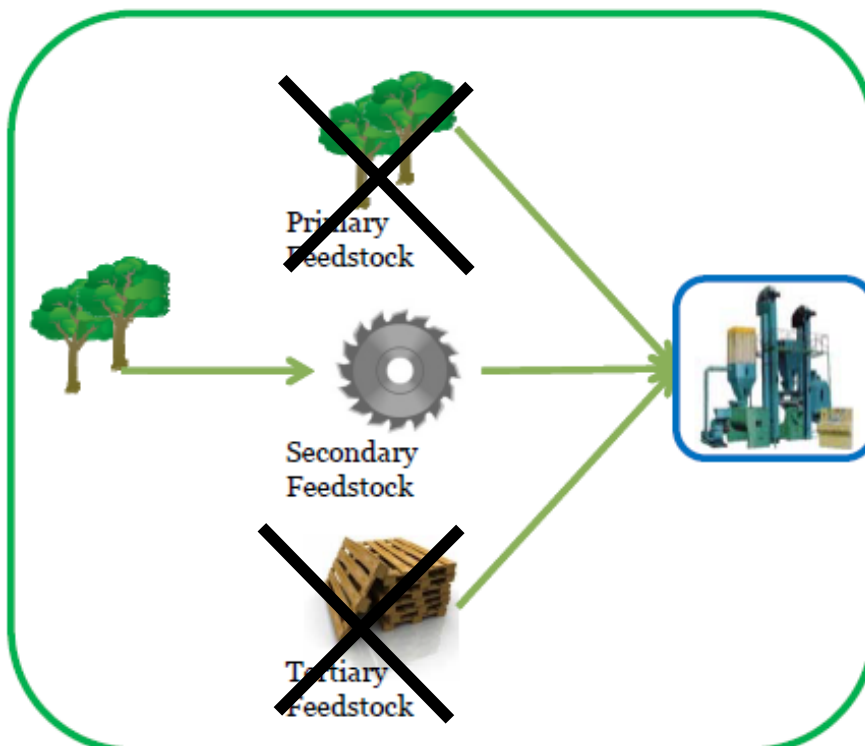
No actions taken or required. All residual fibre inputs come from sawmilling/planer mill waste. Canfor Corporation and the other suppliers hold forest management (SFI® FM) certification as well as PEFC™ chain of custody certification.

Forest certification is common in North America and in Canada with some of the largest tracts of forestland certified to the SFI® forest management standard and to a lesser extent, Canada's FSC® forest management standard.

2.3 Final harvest sampling programme

A sampling program is not required as there is no harvesting for residuals. All residual fibre inputs come from sawmilling/planer mill waste. Canfor Corporation is SFI FM and PEFC™ certified as identified earlier and subject to audits on their forestlands. The transfer of residuals is done under supplier's PEFC™ CoC certificates providing assurance that the feedstock is non-controversial.

2.4 Flow diagram of feedstock inputs showing feedstock type



2.5 Quantification of the Supply Base

Supply Base

- a. Total Supply Base area (ha): TFL #48, Dawson Creek TSA, Fort St John TSA, Fort Nelson TSA, Mackenzie TSA, Prince George TSA, and West Central Alberta TSA – 35,465,095 ha.
- b. Tenure by type (ha): 100% all public tenures (Forest Licence, Tree Farm Licence, Woodlot Licences, Community Forests, Forest Management Agreements [Alberta], etc.).
- c. Forest by type (ha): 100% sub-boreal
- d. Forest by management type (ha): 100% managed natural forest
- e. Certified forest by scheme (ha): Approximately 95% of the TSA's are SFI FM certified.

TSA/Mgmt Unit	TFL/FMA/FMU	Total Area (ha)	Licensee	Certification Type	Comments
Dawson Creek	#48 TSA	643,239 2,300,000	LP Canada	SFI	
			West Fraser	SFI	
			BCTS	SFI	
			Canfor	SFI	
Mackenzie	-	6,410,000	Canfor	SFI	
			BCTS	SFI	
			Conifex	SFI	
			Mackenzie Fibre	SFI	
Fort St. John	-	4,600,000	Canfor	SFI	
			BC Timber Sales	SFI	
			Fort St John Pilot Project	SFI	
Fort Nelson		9,800,000	Canfor	SFI	
Prince George	#30 #53	7,970,000	Canfor	SFI	Includes the PG/Vanderhoof and Fort St. James Forest Districts
			Sinclair Group	SFI	
			BCTS	SFI	
			Conifex	SFI	
			L&M Lumber	SFI	
			Carrier Lumber	SFI	
			West Fraser	SFI	
Dunkley	SFI				
West Central Alberta	FMA 8800025	1,022,465	West Fraser Mills Ltd.	SFI	Operates as Hinton Wood Products
	FMA 9900037	644,684	Canfor	SFI	
	FMA 9900045	956,826	Mercer Peace River Pulp Ltd.	SFI	
	FMA 6900016	1,117,881	Weyerhaeuser Company Ltd	SFI	

Feedstock

- f. Total volume of Feedstock: tonnes or m³ – 107,332 ODT's
- g. Volume of primary feedstock: tonnes or m³ – 0 ODT's
- h. List percentage of primary feedstock:
 - Certified to an SBP-approved Forest Management Scheme – 0%
 - Not certified to an SBP-approved Forest Management Scheme – 0%

- i. List all species in primary feedstock, including scientific name:
 - Lodgepole pine – *Pinus contorta*
 - Hybrid white spruce – *Picea glauca x engelmannii*
 - Engelmann Spruce – *Picea engelmannii*
 - Black spruce – *Picea mariana*
 - Sub-alpine fir (Balsam) – *Abies lasiocarpa de minimums*
 - Paper Birch – *Betula papyrifera*
 - Trembling Aspen – *Populus tremuloides*
 - Black Cottonwood – *Populus trichocarpa*
- j. Volume of primary feedstock from primary forest: 0 ODT's
- k. List percentage of primary feedstock from primary forest:
 - Primary feedstock from primary forest certified to an SBP-approved Forest Management Scheme – 0%
 - Primary feedstock from primary forest not certified to an SBP-approved Forest Management Scheme – 0%
- l. Volume of secondary feedstock: Sawmill residues: 107,332 ODT's
 - Sawdust/shavings: 40%
 - Sawdust: 12%
 - Shavings: 41%
 - Hog: 6%
 - Chips: 1%
- m. Volume of tertiary feedstock: 0 ODT's

3 Requirement for a Supply Base Evaluation

SBE completed	SBE not completed
<input type="checkbox"/>	X

The Wood Pellet Association of Canada is currently completing a Regional Risk Assessment for British Columbia and Alberta on behalf of its members. Once completed, CENLP may complete a Supply Base Evaluation supported by the RRA. In addition and as identified in standard #2 at clause 8.2, as CENLP sources its secondary feedstock within the scope of their PEFC™ ST 2002:2013 chain of custody, all feedstock is exempt from the requirement for a SBE, however a SBP-certified claim cannot be used for the PEFC-controlled portion of the feedstock, rather a SBP-controlled claim.

4 Supply Base Evaluation

4.1 Scope

N/A

4.2 Justification

N/A

4.3 Results of Risk Assessment

N/A

4.4 Results of Supplier Verification Programme

N/A

4.5 Conclusion

N/A

5 Supply Base Evaluation Process

N/A

6 Stakeholder Consultation

Although no SBE was produced, the last consultation with stakeholders was conducted by Control Union back in 2019. No comments from the stakeholders were received at that time, and no further consultation has been conducted since.

6.1 Response to stakeholder comments

N/A

7 Overview of Initial Assessment of Risk

N/A

8 Supplier Verification Programme

8.1 Description of the Supplier Verification Programme

N/A

8.2 Site visits

N/A

8.3 Conclusions from the Supplier Verification Programme

N/A

9 Mitigation Measures

9.1 Mitigation measures

N/A

9.2 Monitoring and outcomes

N/A

10 Detailed Findings for Indicators

N/A

11 Review of Report



11.1 Peer review

CENLP's Controller completed a review of this Supply Base Report in 2020.

11.2 Public or additional reviews

No external/additional review was completed or warranted.

12 Approval of Report

Approval of Supply Base Report by senior management			
Report Reviewed by:		<i>Manager, Woodlands</i>	
	Name	Title	Date
Report Prepared by:	 <i>Brittany Burnett</i>	<i>Divisional Accountant</i>	<i>Dec 15, 2020</i>
	Name	Title	Date
The undersigned persons confirm that I/we are members of the organisation's senior management and do hereby affirm that the contents of this evaluation report were duly acknowledged by senior management as being accurate prior to approval and finalisation of the report.			
Report approved by:	 <i>Franco Antoniazzi</i>	<i>General Manager - Operations</i>	<i>Dec 17/20</i>
	Name	Title	Date

13 Updates

13.1 Significant changes in the Supply Base

No significant changes in the supply base.

13.2 Effectiveness of previous mitigation measures

N/A – No mitigation measures required.

13.3 New risk ratings and mitigation measures

N/A – No risk ratings or mitigation measures required.

13.4 Actual figures for feedstock over the previous 12 months

- a. Total volume of Feedstock: tonnes or m³ – 107,332 ODT's
- b. Volume of primary feedstock: tonnes or m³ – 0 ODT's
- c. List percentage of primary feedstock:
 - Certified to an SBP-approved Forest Management Scheme – 0%
 - Not certified to an SBP-approved Forest Management Scheme – 0%
- d. List all species in primary feedstock, including scientific name:
 - Lodgepole pine – *Pinus contorta*
 - Hybrid white spruce – *Picea glauca x engelmannii*
 - Engelmann Spruce – *Picea engelmannii*
 - Black spruce – *Picea mariana*
 - Sub-alpine fir (Balsam) – *Abies lasiocarpa de minimums*
 - Paper Birch – *Betula papyrifera*
 - Trembling Aspen – *Populus tremuloides*
 - Black Cottonwood – *Populus trichocarpa*
- e. Volume of primary feedstock from primary forest: 0 ODT's
- f. List percentage of primary feedstock from primary forest:
 - Primary feedstock from primary forest certified to an SBP-approved Forest Management Scheme – 0%
 - Primary feedstock from primary forest not certified to an SBP-approved Forest Management Scheme – 0%
- g. Volume of secondary feedstock: Sawmill residues: 107,332 ODT's
 - Sawdust/shavings: 40%
 - Sawdust: 12%
 - Shavings: 41%
 - Hog: 6%
 - Chips: 1%
- h. Volume of tertiary feedstock: 0 ODT's

13.5 Projected figures for feedstock over the next 12 months

- a. Total volume of Feedstock: tonnes or m³ – 109,400 ODT's
- b. Volume of primary feedstock: tonnes or m³ – 0 ODT's
- c. List percentage of primary feedstock:
 - Certified to an SBP-approved Forest Management Scheme – 0%
 - Not certified to an SBP-approved Forest Management Scheme – 0%
- d. List all species in primary feedstock, including scientific name:
 - Lodgepole pine – *Pinus contorta*
 - Hybrid white spruce – *Picea glauca x engelmannii*
 - Engelmann Spruce – *Picea engelmannii*
 - Black spruce – *Picea mariana*
 - Sub-alpine fir (Balsam) – *Abies lasiocarpa de minimums*
 - Paper Birch – *Betula papyrifera*
 - Trembling Aspen – *Populus tremuloides*
 - Black Cottonwood – *Populus trichocarpa*
- e. Volume of primary feedstock from primary forest: 0 ODT's
- f. List percentage of primary feedstock from primary forest:
 - Primary feedstock from primary forest certified to an SBP-approved Forest Management Scheme – 0%
 - Primary feedstock from primary forest not certified to an SBP-approved Forest Management Scheme – 0%
- g. Volume of secondary feedstock: Sawmill residues: 109,400 ODT's
 - Sawdust/shavings: 41%
 - Sawdust: 9%
 - Shavings: 42%
 - Hog: 8%
 - Chips: 0%
- h. Volume of tertiary feedstock: 0 ODT's