

Sustainable Biomass Program

Facts & Figures

August 2022



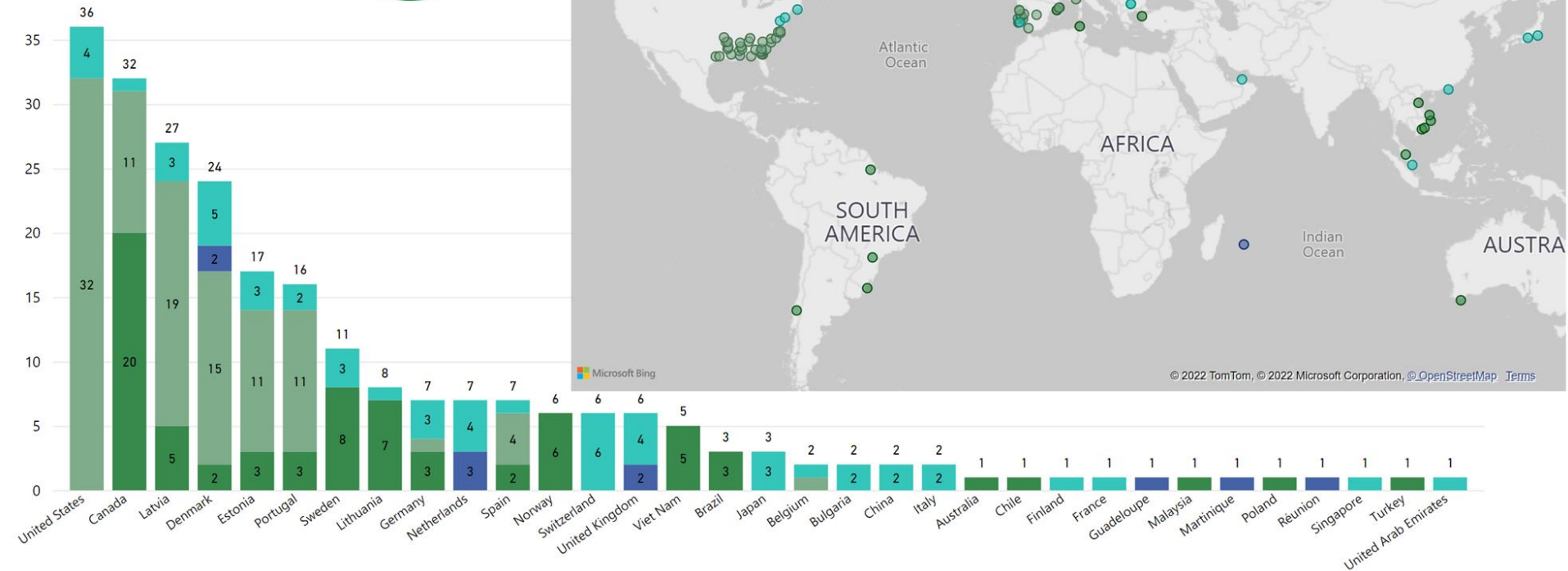
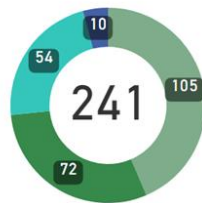


August 2022

Countries

33

Total number of SBP Certificates



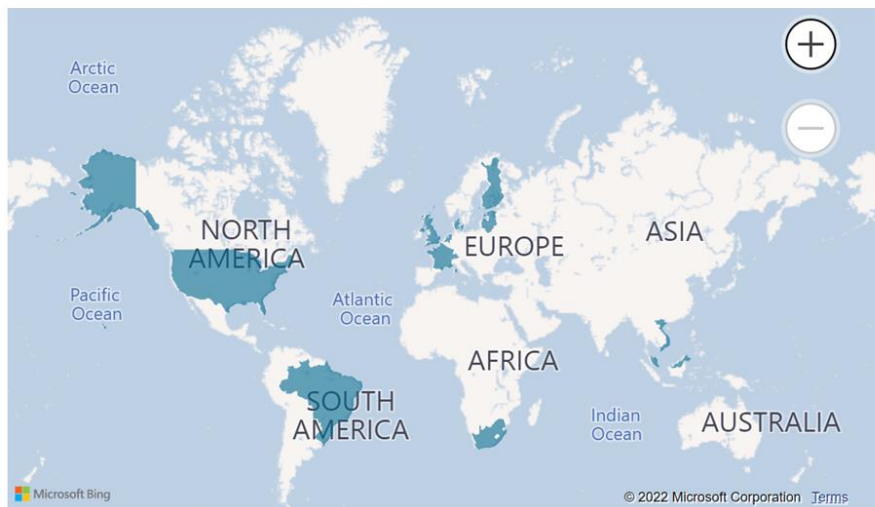
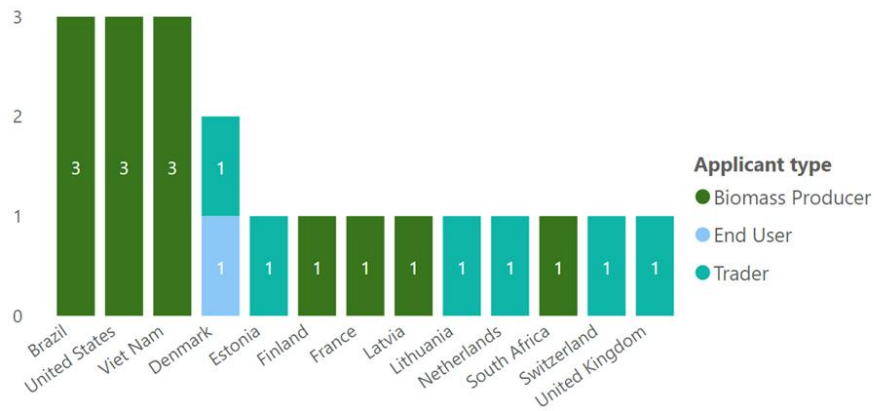
Certificate Scope ● BP ● BP with SBE ● End-user ● Trader

* Biomass Producer (BP), Supply Base Evaluation (SBE)



August 2022

Certification applicants by type and country



Total new applicants	End-user applicants	Biomass Producer applicants	Trader applicants
20	1	13	6

Company name	Country	Applicant Type	SBE	Registered Date
Brookhaven Pellets	United States	Biomass Producer	Yes	Monday, August 22, 2022
Connexion Export – Importação e Exportação de Móveis Ltda.	Brazil	Biomass Producer	No	Wednesday, July 13, 2022
Taruma Fruitdale LLC	United States	Biomass Producer	Yes	Monday, June 27, 2022
Zijderlaan Waspik B.V.	Netherlands	Trader	No	Monday, June 13, 2022
Pellet Tech Africa Ltd.	South Africa	Biomass Producer	No	Friday, June 10, 2022
BONO ENERGY SIA	Latvia	Biomass Producer	Yes	Thursday, June 02, 2022
Skive Fjernvarme a.m.b.a.	Denmark	End User	No	Monday, May 23, 2022
THANH NGAN JOINT STOCK COMPANY	Viet Nam	Biomass Producer	No	Wednesday, May 11, 2022
Brüning Group UK Ltd.	United Kingdom	Trader	No	Friday, April 08, 2022
Brüning-Group Danmark ApS	Denmark	Trader	No	Friday, April 08, 2022
Neova Oy	Finland	Biomass Producer	No	Thursday, March 17, 2022
FICAP	France	Biomass Producer	Yes	Wednesday, February 23, 2022
Adami S.A. Madeiras	Brazil	Biomass Producer	No	Thursday, February 10, 2022
Tam Phuc Gia Lai Trading Company Limited	Viet Nam	Biomass Producer	No	Monday, January 24, 2022
Braslumber Industria de Molduras Ltda.	Brazil	Biomass Producer	No	Tuesday, December 21, 2021
MAITREJA UAB	Lithuania	Trader	No	Friday, November 05, 2021
VALGEVENE INFO – JA ARIKESKUS OU	Estonia	Trader	No	Friday, November 05, 2021
GLOBAL WOOD TRADING AG	Switzerland	Trader	No	Monday, September 13, 2021
Phu Tai Bio-energy Corporation	Viet Nam	Biomass Producer	No	Wednesday, June 02, 2021
Drax Biomass Inc. - Russellville	United States	Biomass Producer	Yes	Tuesday, April 06, 2021



August 2022

2022 year-to-date pellets produced/sold (million tonnes)

8.68M

2021: 9.42M (-7.85%)

2022 year-to-date chips produced/sold (million tonnes)

1.59M

2021: 1.26M (+26.62%)

2021 SBP pellets produced/sold (million tonnes)

14.51M

2020: 13.38M (+8.49%)

2021 chips produced/sold (million tonnes)

2.27M

2020: 1.59M (+42.9%)

2022 SBP-certified biomass production by Region (million tonnes)

Region	Chips	Pellets	Total
Asia		0.02	0.02
Canada		0.89	0.89
Europe	1.52	2.32	3.84
Rest of the World	0.07	0.10	0.17
Russian Federation		0.42	0.42
United States	0.00	4.94	4.94
Total	1.59	8.68	10.27

2021 SBP-certified biomass production by Region (million tonnes)

Region	Chips	Pellets	Total
Canada		1.58	1.58
Europe	2.20	4.56	6.77
Rest of the World	0.14	0.16	0.30
Russian Federation	0.02	1.24	1.25
United States		6.96	6.96
Total	2.35	14.50	16.86

Cumulative production/sales of SBP-certified biomass, million tonnes (2021 & 2022)

