

Sustainable Biomass Program

Facts & Figures

January 2023



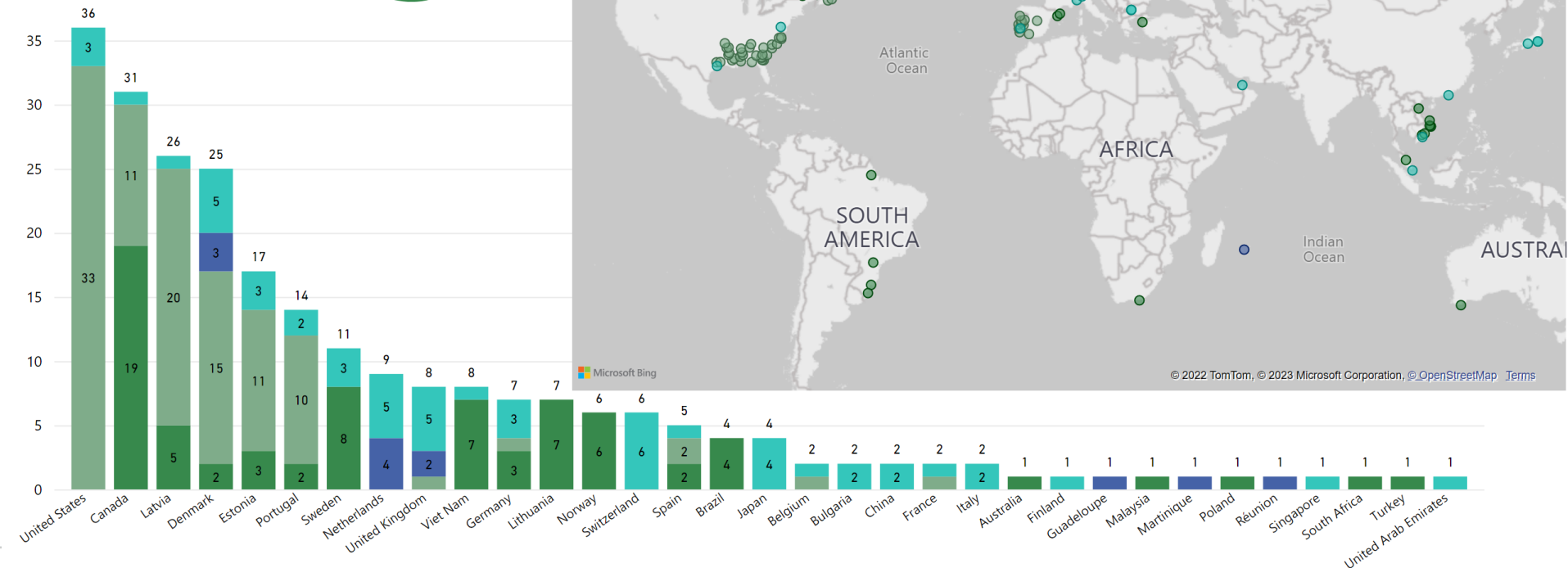
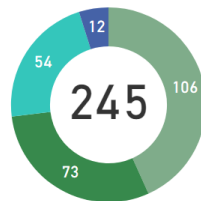


January 2023

Countries

33

Total number of SBP Certificates



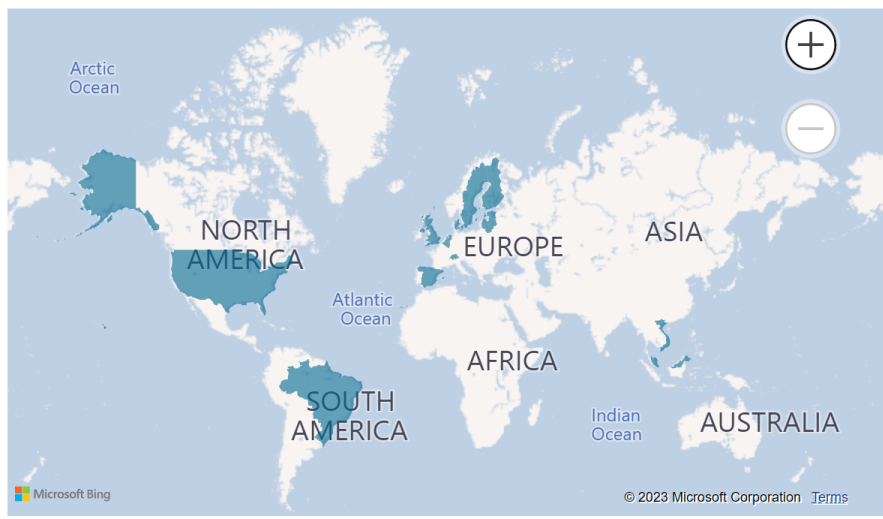
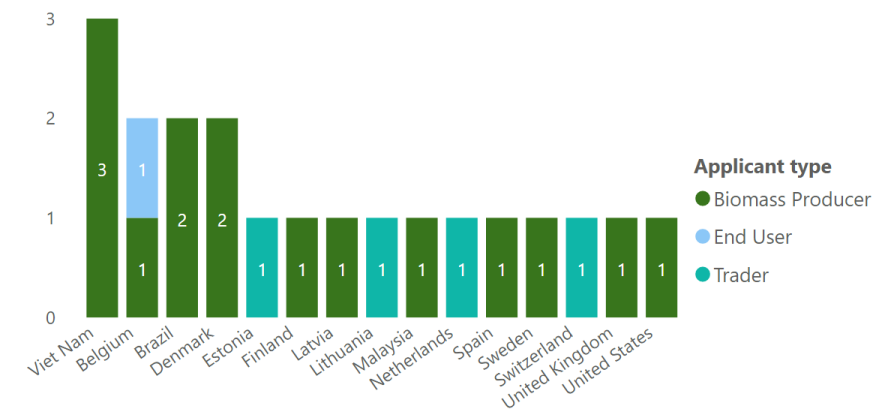
Certificate Scope ● BP ● BP with SBE ● End-user ● Trader

* Biomass Producer (BP), Supply Base Evaluation (SBE)



January 2023

Certification applicants by type and country



Total new applicants	End-User applicants	Biomass Producer applicants	Trader applicants
20	1	15	4

Company name	Country	Applicant Type	SBE	Registered Date
NONG TRAI XANH CO.,LTD	Viet Nam	Biomass Producer	No	Friday, January 13, 2023
Naturkog AB	Sweden	Biomass Producer	Yes	Thursday, December 22, 2022
DSHwood Uk Ltd	United Kingdom	Biomass Producer	Yes	Friday, December 16, 2022
Foronex BV.	Belgium	Biomass Producer	Yes	Tuesday, December 13, 2022
Lhoist Western Europe - Hermalle	Belgium	End User	No	Monday, December 12, 2022
Iberia Bioenergy S.L.	Spain	Biomass Producer	No	Friday, December 09, 2022
Lateira SIA	Latvia	Biomass Producer	Yes	Wednesday, November 30, 2022
TreeOne MegaPellet Sdn. Bhd.	Malaysia	Biomass Producer	No	Friday, October 28, 2022
Dansk Flis Handel ApS	Denmark	Biomass Producer	Yes	Wednesday, October 26, 2022
Taruma Fruitdale LLC	United States	Biomass Producer	Yes	Monday, June 27, 2022
Zijderlaan Waspik B.V.	Netherlands	Trader	No	Monday, June 13, 2022
Neova Oy	Finland	Biomass Producer	No	Thursday, March 17, 2022
Adami S.A. Madeiras	Brazil	Biomass Producer	No	Thursday, February 10, 2022
Tam Phuc Gia Lai Trading Company Limited	Viet Nam	Biomass Producer	No	Monday, January 24, 2022
Braslumber Industria de Molduras Ltda.	Brazil	Biomass Producer	No	Tuesday, December 21, 2021
MAITREJA UAB	Lithuania	Trader	No	Friday, November 05, 2021
VALGEVENE INFO – JA ARIKESKUS OU	Estonia	Trader	No	Friday, November 05, 2021
GLOBAL WOOD TRADING AG	Switzerland	Trader	No	Monday, September 13, 2021
Phu Tai Bio-energy Corporation	Viet Nam	Biomass Producer	No	Wednesday, June 02, 2021



January 2023

2023 year-to-date pellets
produced/sold (million tonnes)

1.26M

2022: 1.29M (-2.46%)

2023 year-to-date chips
produced/sold (million tonnes)

0.39M

2022: 0.34M (+13.09%)

2022 SBP pellets produced/sold
(million tonnes)

13.35M

2021: 14.51M (-8.06%)

2022 chips produced/sold (million
tonnes)

2.63M

2021: 2.27M (+15.5%)

2023 SBP-certified biomass production by Region
(million tonnes)

Region	Chips	Pellets	Total
Asia		0.01	0.01
Canada		0.05	0.05
Europe	0.32	0.34	0.66
Rest of the World	0.07	0.05	0.12
United States		0.80	0.80
Total	0.39	1.26	1.64

2022 SBP-certified biomass production by Region
(million tonnes)

Region	Chips	Pellets	Total
Asia		0.05	0.05
Canada		1.46	1.46
Europe	2.45	3.55	6.00
Rest of the World	0.17	0.19	0.36
Russian Federation		0.42	0.42
United States	0.00	7.69	7.69
Total	2.63	13.35	15.98

Cumulative production/sales of SBP-certified biomass, million tonnes (2022 & 2023)

