

Sustainable Biomass Program

Facts & Figures

April 2023



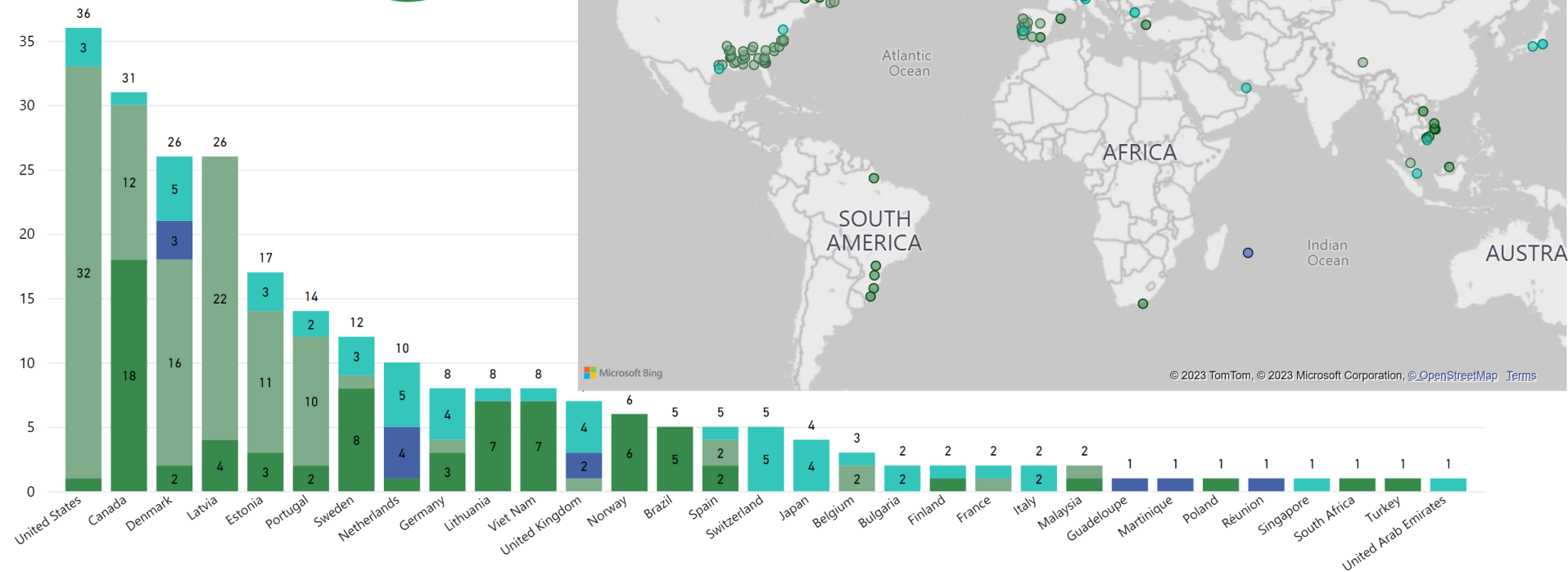
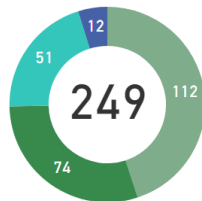


April 2023

Countries

31

Total number of SBP Certificates



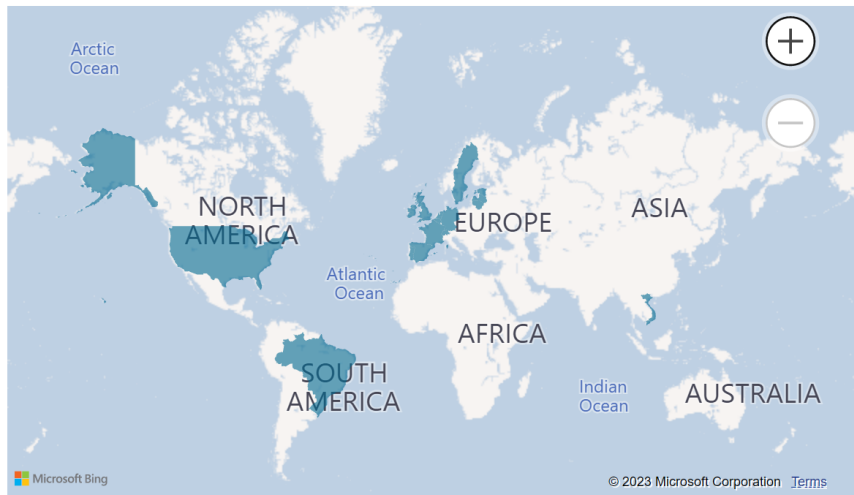
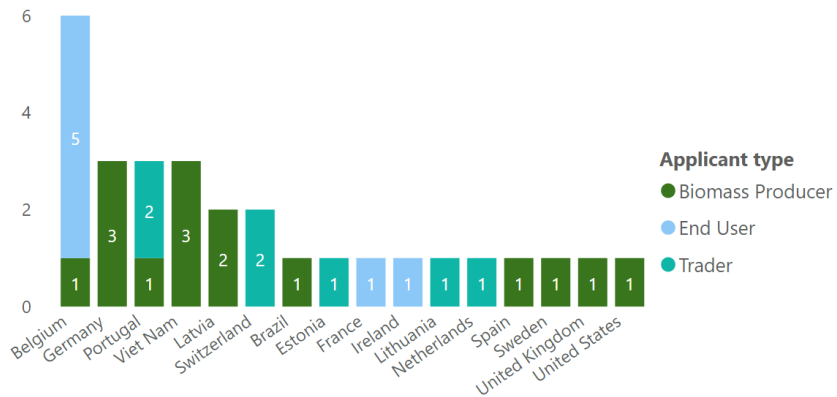
Certificate Scope ● BP ● BP with SBE ● End-user ● Trader

* Biomass Producer (BP), Supply Base Evaluation (SBE)



April 2023

Certification applicants by type and country



Total new applicants	End-User applicants	Biomass Producer applicants	Trader applicants
29	7	15	7

Company name	Country	Applicant Type	SBE	Registered Date
BURGO ARDENNES SA	Belgium	End User	No	Thursday, April 20, 2023
Pelletsfor Energy Investment, Uniperssoal Lda (Alcacer)	Portugal	Biomass Producer	Yes	Tuesday, April 18, 2023
Schwaiger Holzindustrie	Germany	Biomass Producer	No	Wednesday, April 12, 2023
Jackson Pellets	United States	Biomass Producer	Yes	Friday, March 24, 2023
ENGIE / SOVEN	France	End User	No	Tuesday, March 21, 2023
Tevipejex - Combustiveis, Lda.	Portugal	Trader	No	Tuesday, March 14, 2023
Energija T	Latvia	Biomass Producer	Yes	Thursday, March 02, 2023
EC Bioenergie GmbH & Co. KG	Germany	Biomass Producer	No	Wednesday, March 01, 2023
IBV & CIE SA	Belgium	Biomass Producer	No	Wednesday, March 01, 2023
Kemexon SA	Switzerland	Trader	No	Wednesday, March 01, 2023
2Valorise Ham	Belgium	End User	No	Thursday, February 23, 2023
2Valorise NV	Belgium	End User	No	Thursday, February 23, 2023
4 Wood, Lda	Portugal	Trader	No	Thursday, February 23, 2023
Raja K.T.	Latvia	Biomass Producer	No	Wednesday, February 15, 2023
Schwaiger Holzindustrie GmbH & Co. KG	Germany	Biomass Producer	No	Friday, February 10, 2023
Edenderry Power Ltd	Ireland	End User	No	Thursday, February 09, 2023
E-Wood energiecentrale nv	Belgium	End User	No	Thursday, February 09, 2023
NONG TRAI XANH CO.,LTD	Viet Nam	Biomass Producer	No	Friday, January 13, 2023
Naturkog AB	Sweden	Biomass Producer	Yes	Thursday, December 22, 2022
DSHwood Uk Ltd	United Kingdom	Biomass Producer	Yes	Friday, December 16, 2022
Lhoist Western Europe - Hermalle	Belgium	End User	No	Monday, December 12, 2022
Iberia Bioenergy S.L.	Spain	Biomass Producer	No	Friday, December 09, 2022
Zijderlaan Waspik B.V.	Netherlands	Trader	No	Monday, June 13, 2022
Tam Phuc Gia Lai Trading Company Limited	Viet Nam	Biomass Producer	No	Monday, January 24, 2022
Braslumber Industria de Molduras Ltda.	Brazil	Biomass Producer	No	Tuesday, December 21, 2021
MAITREJA UAB	Lithuania	Trader	No	Friday, November 05, 2021
VALGEVENE INFO – JA ARIKESKUS OU	Estonia	Trader	No	Friday, November 05, 2021
GLOBAL WOOD TRADING AG	Switzerland	Trader	No	Monday, September 13, 2021
Phu Tai Bio-energy Corporation	Viet Nam	Biomass Producer	No	Wednesday, June 02, 2021



April 2023

2023 year-to-date pellets
produced/sold (million tonnes)

4.25M

2022: 4.79M (-11.43%)

2023 year-to-date chips
produced/sold (million tonnes)

1.39M

2022: 1.25M (+11.32%)

2022 SBP pellets produced/sold
(million tonnes)

13.35M

2021: 14.51M (-8.06%)

2022 chips produced/sold (million
tonnes)

2.63M

2021: 2.27M (+15.5%)

2023 SBP-certified biomass production by Region
(million tonnes)

Region	Chips	Pellets	Total
Asia		0.02	0.02
Canada	0.00	0.34	0.34
Europe	1.20	1.19	2.39
Rest of the World	0.20	0.10	0.29
United States		2.59	2.59
Total	1.39	4.25	5.64

2022 SBP-certified biomass production by Region
(million tonnes)

Region	Chips	Pellets	Total
Asia		0.05	0.05
Canada		1.46	1.46
Europe	2.45	3.55	6.00
Rest of the World	0.17	0.19	0.36
Russian Federation		0.42	0.42
United States	0.00	7.69	7.69
Total	2.63	13.35	15.98

Cumulative production/sales of SBP-certified biomass, million tonnes (2022 & 2023)

