

Sustainable Biomass Program

# Facts & Figures

February 2022



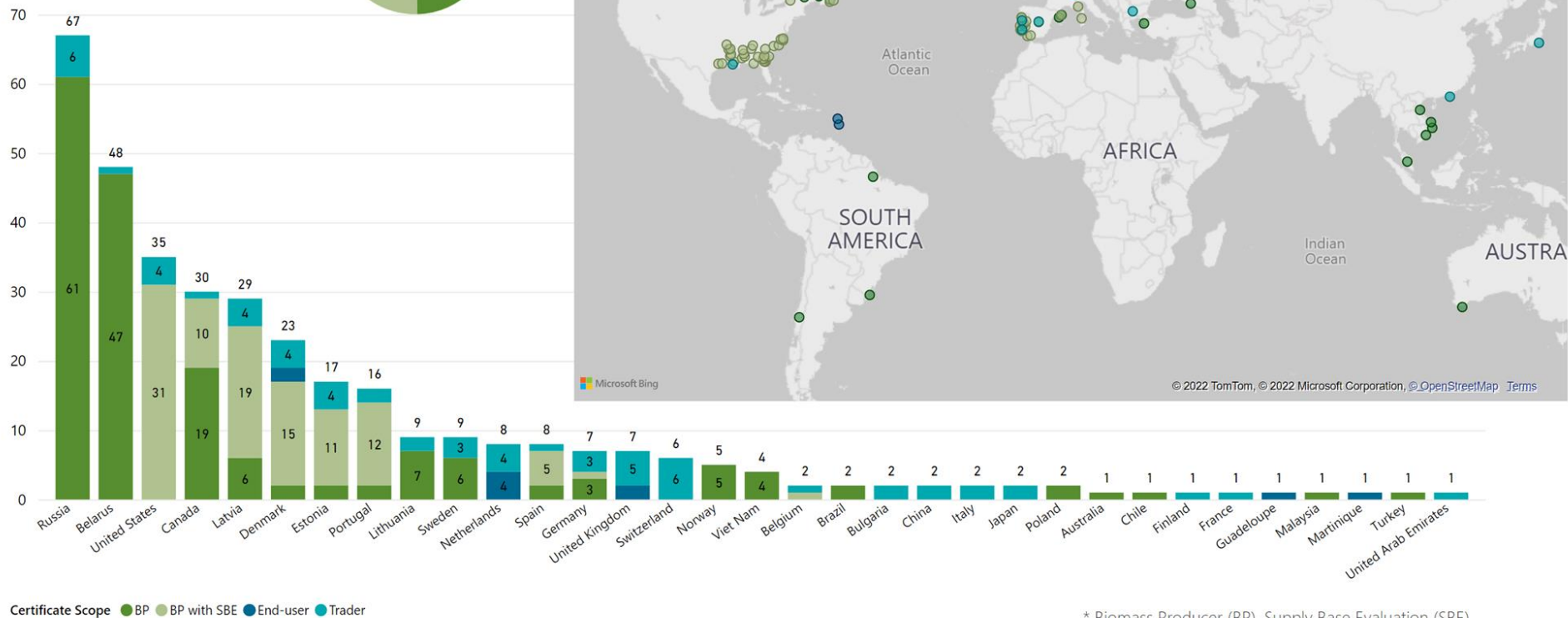
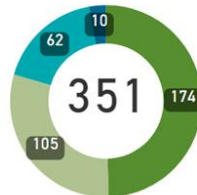


February 2022

Countries

33

Total number of SBP Certificates

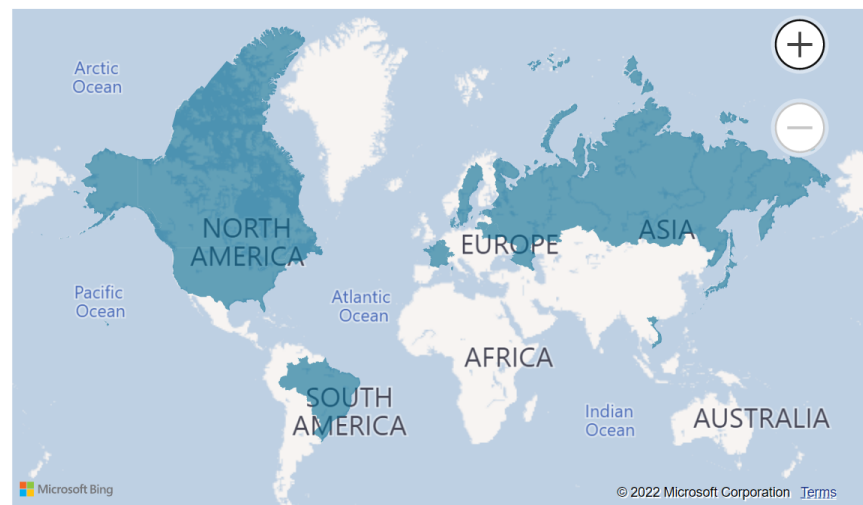
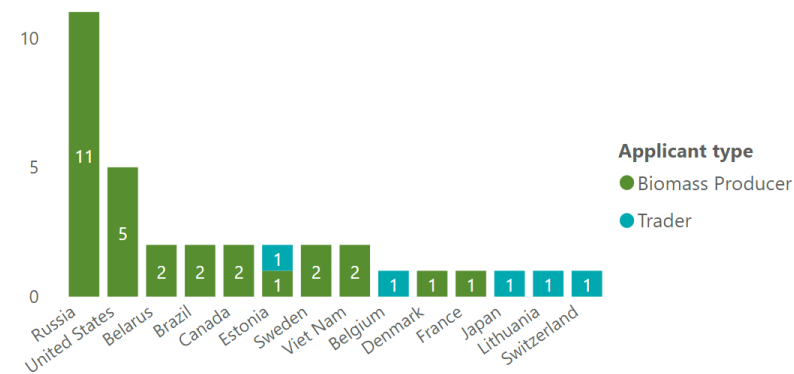


\* Biomass Producer (BP), Supply Base Evaluation (SBE)



February 2022

### Certification applicants by type and country



Total new applicants

34

Biomass Producer applicants

29

Trader applicants

5

Applicant Name	Applicant Country	Applicant Type	SBE	Products	Registered Date
Groupe Lebel, Inc.	Canada	Biomass Producer	Yes	Pellets	Friday, February 25, 2022
FICAP	France	Biomass Producer	Yes	Pellets	Wednesday, February 2, 2022
Granulco Inc.	Canada	Biomass Producer	No	Pellets	Wednesday, February 16, 2022
Adami S.A. Madeiras	Brazil	Biomass Producer	No	Pellets	Thursday, February 10, 2022
LLC VUDSTOK	Russia	Biomass Producer	No	Pellets	Monday, February 07, 2022
Mitsubishi Corporation	Japan	Trader	No	Pellets	Thursday, January 27, 2022
GRANTOP-EXPORT LLC	Russia	Biomass Producer	No	Pellets	Monday, January 24, 2022
Tam Phuc Gia Lai Trading Company Limited	Viet Nam	Biomass Producer	No	Pellets	Monday, January 24, 2022
Braslumber Industria de Molduras Ltda.	Brazil	Biomass Producer	No	Pellets	Tuesday, December 21, 2021
SCA Energy AB - Härnösand	Sweden	Biomass Producer	No	Pellets	Friday, November 26, 2021
SCA Energy AB - Luleå	Sweden	Biomass Producer	No	Pellets	Friday, November 26, 2021
Gomelsky experimental leshoz	Belarus	Biomass Producer	No	Pellets	Monday, November 08, 2021
MAITREJA UAB	Lithuania	Trader	No	Chips, Pellets	Friday, November 05, 2021
VALGEVENE INFO – JA ARIKESKUS OU	Estonia	Trader	No	Chips, Pellets	Friday, November 05, 2021
New Forest Pro JC	Russia	Biomass Producer	No	Pellets	Monday, October 18, 2021
FIVE PLUS LLC	Russia	Biomass Producer	No	Chips	Tuesday, October 05, 2021
Angara Les LLC	Russia	Biomass Producer	No	Chips, Pellets	Thursday, September 23, 2021
Effingham Pellets	United States	Biomass Producer	Yes	Pellets	Wednesday, September 15, 2021
GLOBAL WOOD TRADING AG	Switzerland	Trader	No	Pellets	Monday, September 13, 2021
Smorgonski experimental leshoz	Belarus	Biomass Producer	No	Pellets	Wednesday, August 25, 2021
DISKAVERI-Peno Ltd	Russia	Biomass Producer	No	Pellets	Thursday, July 01, 2021
Murashinsky plywood plant LLC	Russia	Biomass Producer	No	Pellets	Monday, June 28, 2021
Phu Tai Bio-energy Corporation	Viet Nam	Biomass Producer	No	Pellets	Wednesday, June 02, 2021
RFP Wood Pellets	Russia	Biomass Producer	No	Pellets	Thursday, April 22, 2021
Foronex BV	Belgium	Trader	No	Chips	Monday, April 12, 2021
Drax Biomass Inc. - Bearden	United States	Biomass Producer	Yes	Pellets	Tuesday, April 06, 2021
Drax Biomass Inc. - Russellville	United States	Biomass Producer	Yes	Pellets	Tuesday, April 06, 2021
Dansk Bioenergi Forsyning A/S	Denmark	Biomass Producer	Yes	Chips	Friday, February 12, 2021
Enviva - Lucedale	United States	Biomass Producer	Yes	Pellets	Thursday, February 04, 2021
Palmako AS	Estonia	Biomass Producer	No	Pellets	Thursday, January 21, 2021
Individual entrepreneur Arkhipov Y. V.	Russia	Biomass Producer	No	Pellets	Tuesday, January 12, 2021
Stroi-Allians Limited Liability Company	Russia	Biomass Producer	No	Pellets	Sunday, December 13, 2020



February 2022

2022 year-to-date pellets  
produced/sold (million tonnes)

**2.26M**

2021: 2.20M (+3.17%)

2022 year-to-date chips  
produced/sold (million tonnes)

**0.40M**

2021: 0.53M (-24.7%)

2021 SBP pellets produced/sold  
(million tonnes)

**14.51M**

2020: 13.38M (+8.49%)

2021 chips produced/sold (million  
tonnes)

**2.23M**

2020: 1.59M (+40.02%)

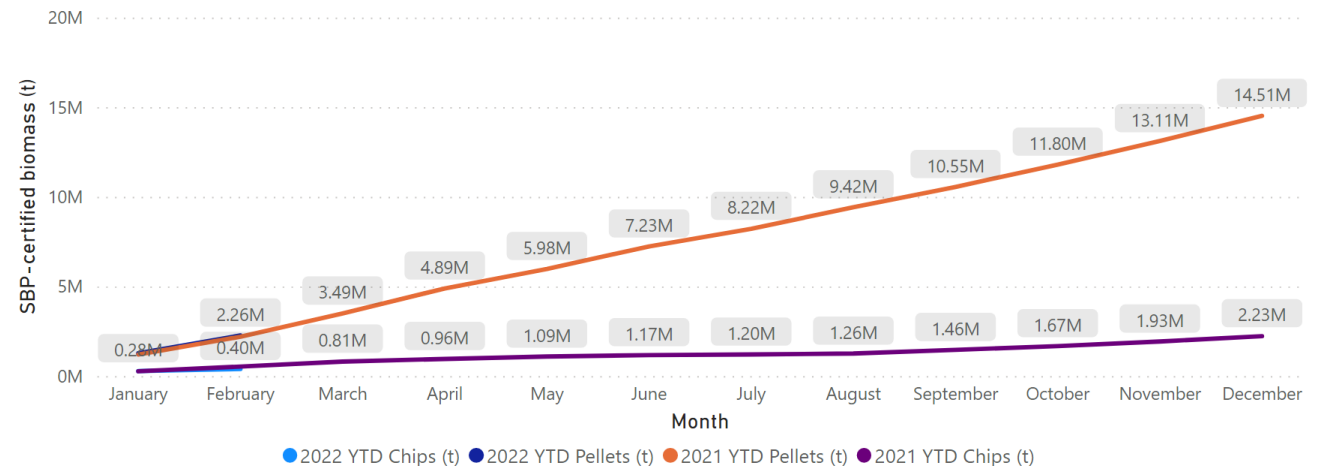
2022 SBP-certified biomass production by Region  
(million tonnes)

Region	Chips	Pellets	Total
Canada		0.25	<b>0.25</b>
Europe	0.36	0.73	<b>1.09</b>
Rest of the World	0.03	0.05	<b>0.08</b>
Russian Federation		0.17	<b>0.17</b>
United States	0.00	1.06	<b>1.06</b>
<b>Total</b>	<b>0.40</b>	<b>2.26</b>	<b>2.66</b>

2021 SBP-certified biomass production by Region  
(million tonnes)

Region	Chips	Pellets	Total
Canada		1.58	<b>1.58</b>
Europe	2.08	4.56	<b>6.64</b>
Rest of the World	0.14	0.16	<b>0.30</b>
Russian Federation	0.02	1.24	<b>1.25</b>
United States		6.98	<b>6.98</b>
<b>Total</b>	<b>2.23</b>	<b>14.51</b>	<b>16.75</b>

Cumulative production/sales of SBP-certified biomass, million tonnes (2021 & 2022)



**Note:** 2019 & 2020 figures are rounded to the nearest 0.05Mt