

Sustainable Biomass Program

Facts & Figures

February 2024



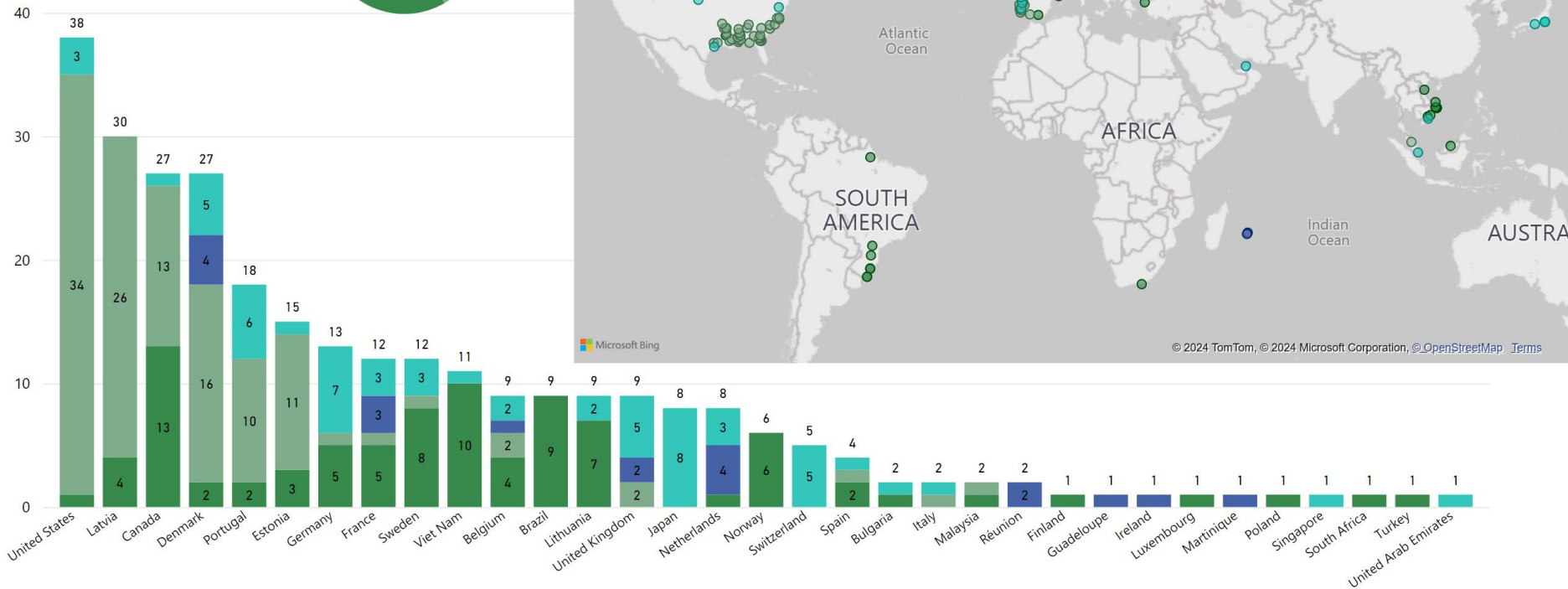
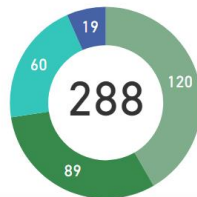


February 2024

Countries

33

Total number of SBP Certificates



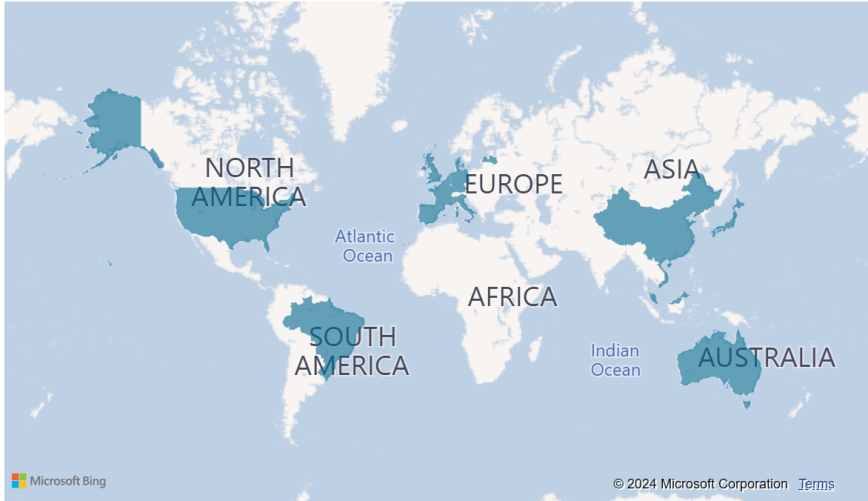
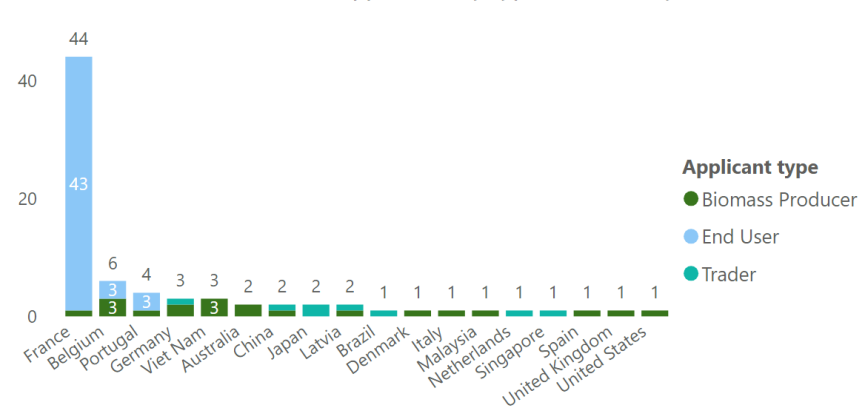
Certificate Scope ● BP ● BP with SBE ● End-user ● Trader

* Biomass Producer (BP), Supply Base Evaluation (SBE)



February 2024

Certification applicants by type and country



Total new applicants	End-User applicants	Biomass Producer applicants	Trader applicants
77	49	20	8

Company name	Country	Applicant Type	SBE	Registered Date
Huizhou Xinhongli Environmental Protection Renewable Resources Technology Factory	China	Biomass Producer	No	Friday, February 23, 2024
Lausitz Energie Bergbau AG LEAG	Germany	Trader	No	Friday, February 23, 2024
Equentia Natural Resources Pte. Ltd	Singapore	Trader	No	Thursday, February 22, 2024
Shenzhen Eparcel Technology Co., LTD	China	Trader	No	Wednesday, February 21, 2024
BVN THANH CHUONG JOINT STOCK COMPANY	Viet Nam	Biomass Producer	No	Tuesday, February 20, 2024
Extram SRL	Belgium	Biomass Producer	Yes	Tuesday, February 20, 2024
Baltic Wood Trade SIA	Latvia	Trader	No	Friday, February 16, 2024
Alter Services - Chauffage urbaine de Belle Beille	France	End User	No	Monday, February 12, 2024
PLAINE DE GARONNE ENERGIES - BORDEAUX	France	End User	No	Monday, February 12, 2024
Mežsaimnieks MPKS	Latvia	Biomass Producer	Yes	Thursday, February 08, 2024
Tuan Biomass Pty Ltd	Australia	Biomass Producer	No	Monday, February 05, 2024
Daichu Corporation	Japan	Trader	No	Friday, February 02, 2024
TOYOTA TSUSHO CORPORATION	Japan	Trader	No	Friday, February 02, 2024
ALMAVERDE ENERGIA srl	Italy	Biomass Producer	Yes	Friday, January 26, 2024
Balcas Timber Ltd.	United Kingdom	Biomass Producer	No	Friday, January 26, 2024
BIOFORGA	Spain	Biomass Producer	Yes	Friday, January 26, 2024
Groupe Francois SA - Site Latour	Belgium	Biomass Producer	No	Friday, January 26, 2024
Groupe François SA – Site Thimister	Belgium	Biomass Producer	No	Friday, January 26, 2024
Compagnie Parisienne de Chauffage Urbain (CPCU)	France	End User	No	Thursday, January 25, 2024
Viterra B.V.	Netherlands	Trader	No	Tuesday, January 02, 2024
APEE Chauffageie Encagnane	France	End User	No	Friday, December 15, 2023
COGELYO NORD-EST CHAUFFERIE ELYO	France	End User	No	Friday, December 15, 2023
ECLA Chauffageie Croix-de-neyrat	France	End User	No	Friday, December 15, 2023
EEE CHAUFFERIE	France	End User	No	Friday, December 15, 2023
EES CHAUFFERIE	France	End User	No	Friday, December 15, 2023
ENGIE E.S. CHAUFFERIE	France	End User	No	Friday, December 15, 2023
Plaine Commune Energie Fort de l'Est	France	End User	No	Friday, December 15, 2023
Plaine Commune Energie Nord	France	End User	No	Friday, December 15, 2023
RANGUEIL ENERGIE SERVICES CHAUFFERIE	France	End User	No	Friday, December 15, 2023
RES Chauffageie Egalité	France	End User	No	Friday, December 15, 2023
SBDC CHAUFFERIE	France	End User	No	Friday, December 15, 2023



February 2024

2024 year-to-date pellets
produced/sold (million tonnes)

2.62M

2023: 2.20M (+18.7%)

2024 year-to-date chips
produced/sold (million tonnes)

0.87M

2023: 0.67M (+30.49%)

2023 pellets produced/sold (million
tonnes)

12.83M

2022: 13.35M (-3.85%)

2023 chips produced/sold (million
tonnes)

2.77M

2022: 2.63M (+5.51%)

2024 SBP-certified biomass production by Region
(million tonnes)

Region	Chips	Pellets	Total
Asia		0.07	0.07
Canada		0.23	0.23
Europe	0.81	0.82	1.63
Rest of the World	0.06	0.05	0.11
United States		1.45	1.45
Total	0.87	2.62	3.49

2023 SBP-certified biomass production by Region
(million tonnes)

Region	Chips	Pellets	Total
Asia		0.08	0.08
Canada	0.00	2.69	2.69
Europe	2.44	2.96	5.40
Rest of the World	0.33	0.14	0.47
United States		6.93	6.93
Total	2.77	12.80	15.57

Cumulative production/sales of SBP-certified biomass, million tonnes (2023 & 2024)

