

Sustainable Biomass Program

Facts & Figures

February 2025



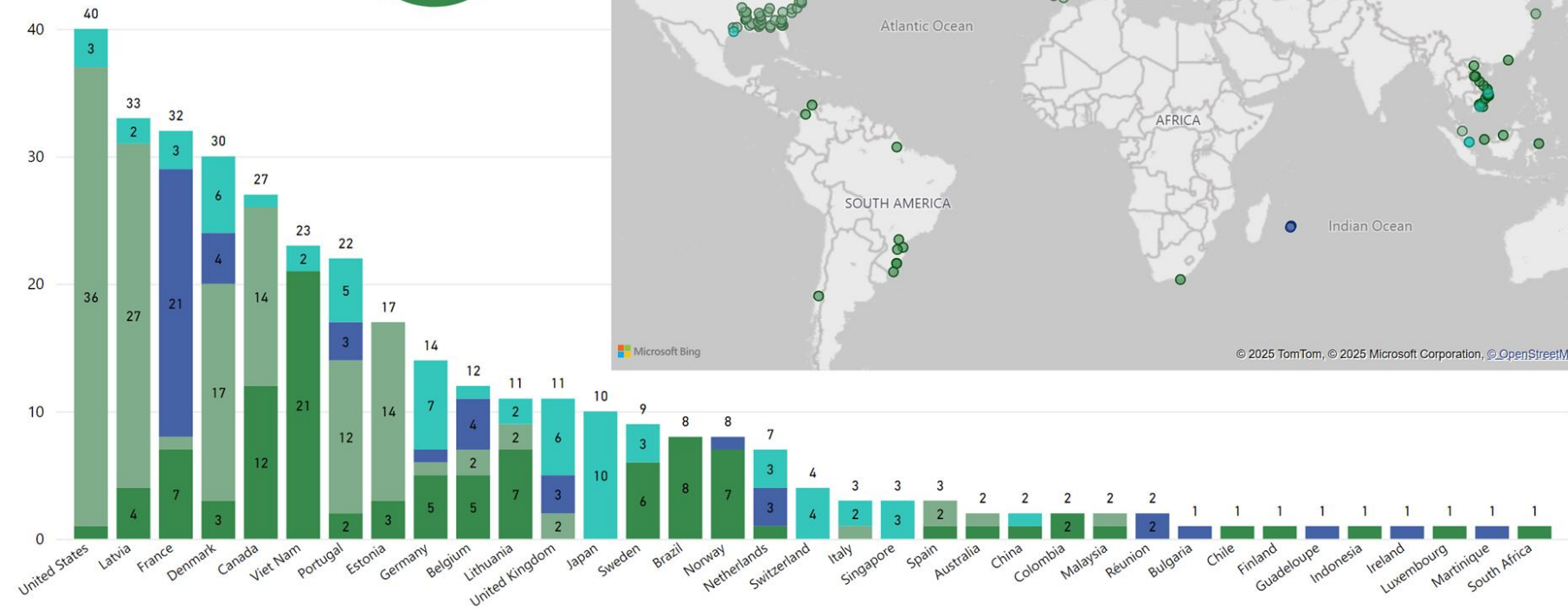
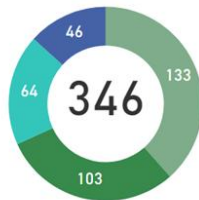


February 2025

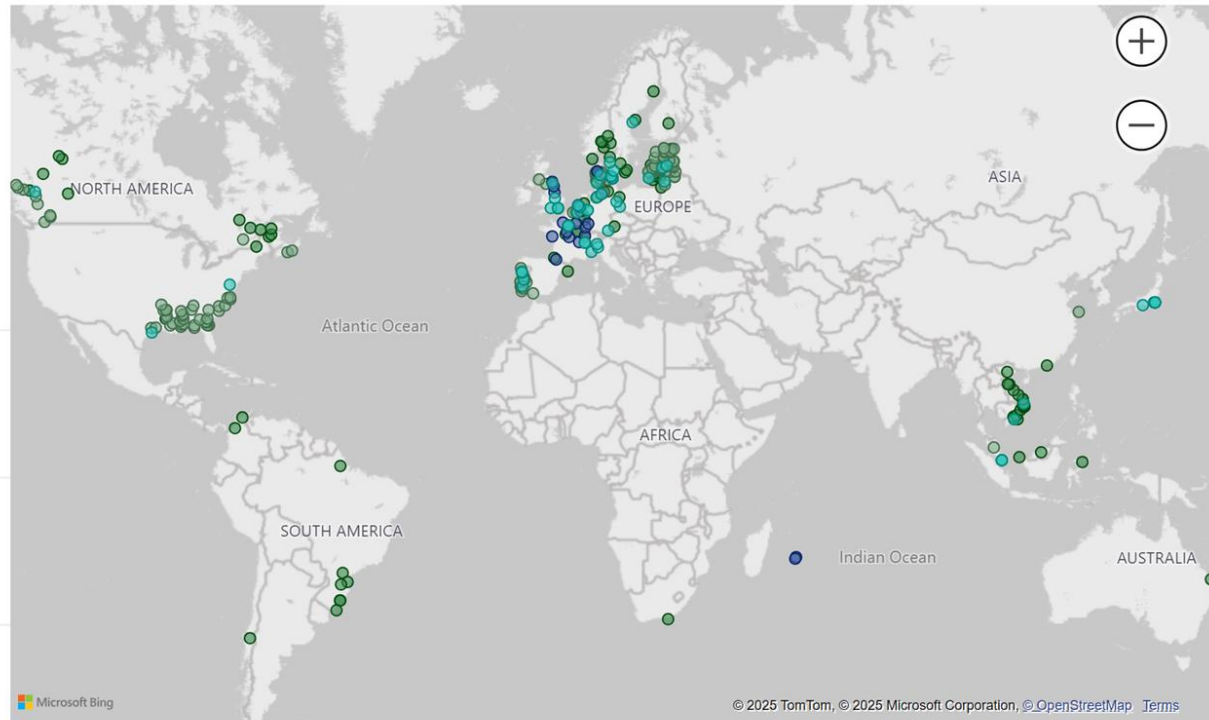
Countries

35

Total number of SBP Certificates



Certificate Scope ● BP ● BP with SBE ● End-user ● Trader

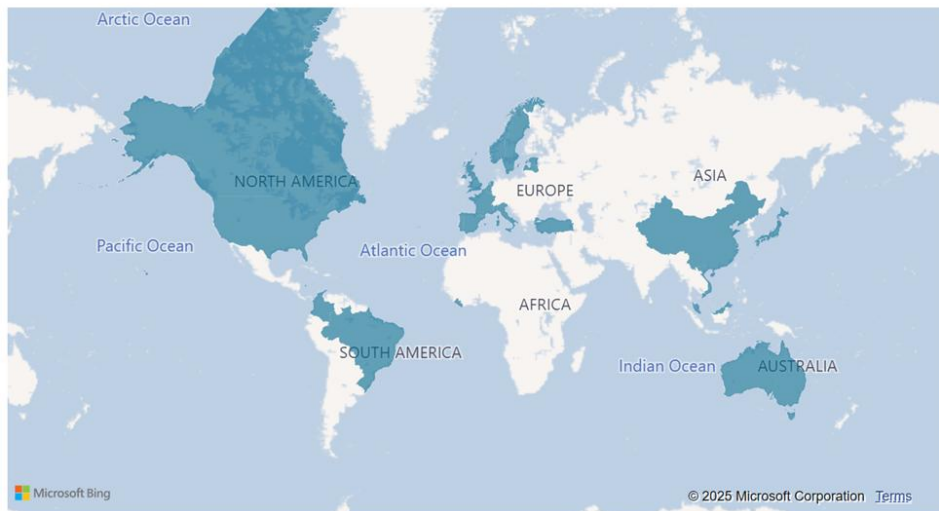
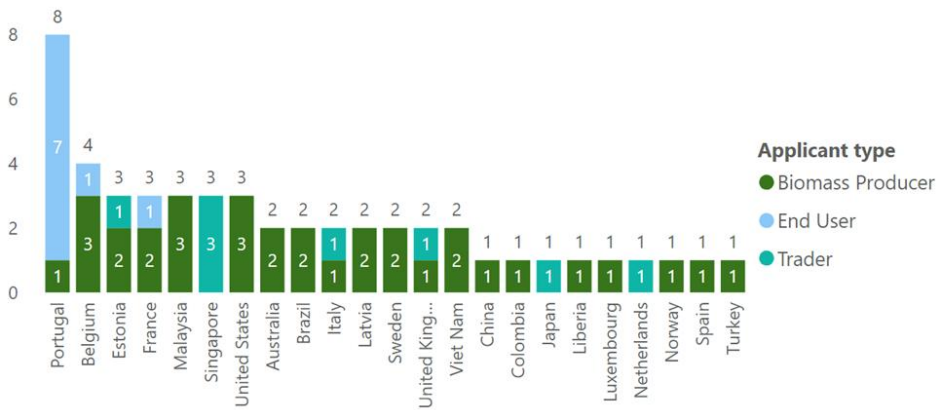


* Biomass Producer (BP), Supply Base Evaluation (SBE)



February 2025

Certification applicants by type and country



Total new applicants	End-User applicants	Biomass Producer applicants	Trader applicants
50	9	33	8

Company name	Country	Applicant Type	SBE	Registered Date
Timbro SIA	Latvia	Biomass Producer	Yes	Thursday, February 27, 2025
SOLIDA Brasil Madeiras Ltda	Brazil	Biomass Producer	No	Tuesday, February 25, 2025
GREEN VALLEY ENERGIE	France	End User	No	Friday, February 21, 2025
Laania Estonia OÜ	Estonia	Biomass Producer	Yes	Friday, February 21, 2025
Renewable.bio Pty Ltd	Australia	Biomass Producer	Yes	Wednesday, February 19, 2025
Javelin Marketing & Sales (US)	United States	Biomass Producer	No	Wednesday, February 12, 2025
Moelven Pellets AB	Sweden	Biomass Producer	No	Wednesday, January 29, 2025
InterBiomass B.V.	Netherlands	Trader	No	Monday, January 27, 2025
Termoflorestal, Unipessoal Lda.	Portugal	End User	No	Friday, January 24, 2025
Venus Resources Sdn. Bhd.	Malaysia	Biomass Producer	Yes	Tuesday, January 14, 2025
Alameda Torrent SLU	Spain	Biomass Producer	Yes	Monday, January 13, 2025
Associated Kiln Driers Pty Ltd	Australia	Biomass Producer	No	Monday, January 13, 2025
Lhoist Western Europe - Hermalle	Belgium	End User	No	Thursday, January 09, 2025
RENOVA, Inc.	Japan	Trader	No	Friday, December 27, 2024
Södra Wood Långsjö	Sweden	Biomass Producer	No	Thursday, December 19, 2024
Navigator Tissue Rodao	Portugal	End User	No	Monday, December 16, 2024
Ronly Ltd	United Kingdom	Trader	No	Tuesday, December 10, 2024
THANH DAN GIA LAI COMPANY LIMITED	Viet Nam	Biomass Producer	No	Wednesday, December 04, 2024
Revive Terra Liberia Corporation	Liberia	Biomass Producer	Yes	Tuesday, November 26, 2024
Unigreen SRL	Italy	Trader	No	Wednesday, November 06, 2024
Koala Energy LTDA	Brazil	Biomass Producer	No	Friday, November 01, 2024
APPROVISIONNEMENT BIOMASSE SECURISE RHONE ALPES	France	Biomass Producer	No	Thursday, October 24, 2024
C&H Pellets, LLC	United States	Biomass Producer	Yes	Tuesday, October 22, 2024
BIMATRA BV	Belgium	Biomass Producer	Yes	Monday, October 07, 2024
Greenvolt Energias Renováveis, S.A. Site of Constância	Portugal	End User	No	Thursday, September 26, 2024
Greenvolt Energias Renováveis, S.A. Site of Figueira da Foz	Portugal	End User	No	Thursday, September 26, 2024
Greenvolt Energias Renováveis, S.A. Site of Mortagua	Portugal	End User	No	Thursday, September 26, 2024
RÓDÃO POWER - ENERGIA E BIOMASSA DO RÓDÃO S.A	Portugal	End User	No	Thursday, September 26, 2024



February 2025

2025 year-to-date pellets
produced/sold (million tonnes)

2.75M

2024: 2.62M (+5.13%)

2025 year-to-date chips
produced/sold (million tonnes)

2.18M

2024: 0.87M (+151.13%)

2024 pellets produced/sold (million
tonnes)

14.12M

2023: 12.83M (+10.05%)

2024 chips produced/sold (million
tonnes)

5.03M

2023: 2.77M (+81.45%)

2025 SBP-certified biomass production by Region
(million tonnes)

Region	Chips	Pellets	Total
Asia		0.06	0.06
Canada		0.45	0.45
Europe	2.07	0.79	2.87
Rest of the World	0.11	0.00	0.11
United States		1.44	1.44
Total	2.18	2.75	4.93

2024 SBP-certified biomass production by Region
(million tonnes)

Region	Chips	Pellets	Total
Asia		0.32	0.32
Canada	0.00	2.91	2.91
Europe	4.75	3.26	8.01
Rest of the World	0.27	0.10	0.37
United States		7.53	7.53
Total	5.03	14.12	19.14

Cumulative production/sales of SBP-certified biomass, million tonnes (2024 & 2025)

